

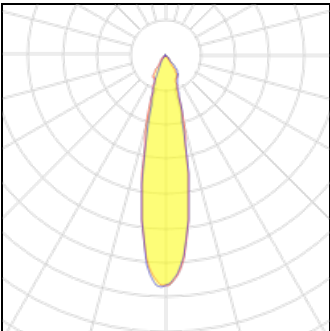
Product data sheet

WINK 115 LED GE 2700K MEDIUM BLACK STRUC
13070332
MODULAR

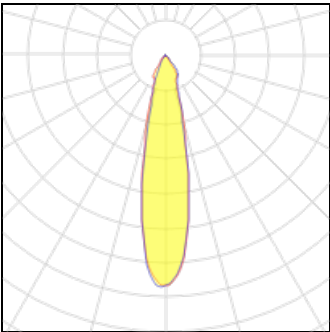


The new Modular recessed spot Not only Wink's technical ingenuity may best be called remarkable, but also its sense of humor. As its name recalls, Wink is a recessed spotlight that likes to wink at you. The straightforward approach, in combination with refined lines and detailed workmanship, results in a fixture that is half hidden in the ceiling and half peeking out. It has all the features to become a new Modular icon. Wink is perfect for any residential or hospitality project, thanks to its symmetric or asymmetric lighting experience. Its identical design allows you to combine both versions, in order to create different lighting effects in the same room.

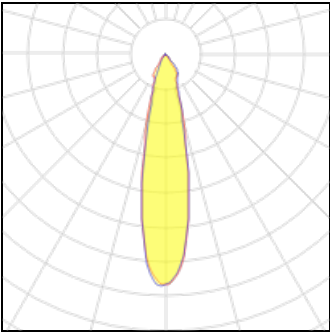
Light output 1



1 x LED			
Nominal lamp power	23.4 W	LOR	79%
Lamp flux	1922 lm	Total flux	1518 lm
Luminous efficacy	57 lm/W	Total power	26.7 W
CCT	2700 K		
CRI	90		



1 x LED			
Nominal lamp power	11 W	LOR	79%
Lamp flux	1053 lm	Total flux	832 lm
Luminous efficacy	59 lm/W	Total power	14.2 W
CCT	2700 K		
CRI	90		



1 x LED			
Nominal lamp power	16.2 W	LOR	79%
Lamp flux	1445 lm	Total flux	1141 lm
Luminous efficacy	59 lm/W	Total power	19.5 W
CCT	2700 K		
CRI	90		

Mounting mode

Ceiling recessed

Shape and measurements

Length: 4.53 in

Width: 4.53 in

Height: 3.94 in

Weight: 0.87 kg

Adjustability

Fixed

Electric

System power: 14.2-26.7 W

Appliance Class: III

Protection

IP: 54