

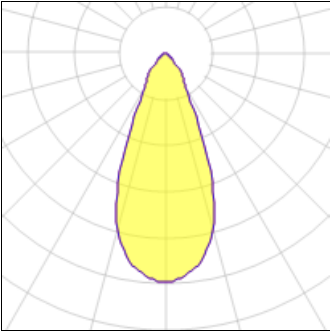
Product data sheet

LOTIS 97 CONCRETE ADJUSTABLE GU10 BLACK
12571002
MODULAR

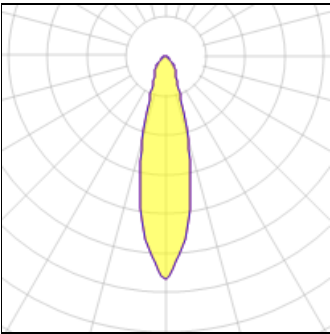


Modular's holy lighting grail Lotis is the recessed spotlight which started it all. The hallmark of this luminaire, is the deeply recessed cone which holds the light source and has a fine edge. Lotis comes in different diameters and with different lighting sources.

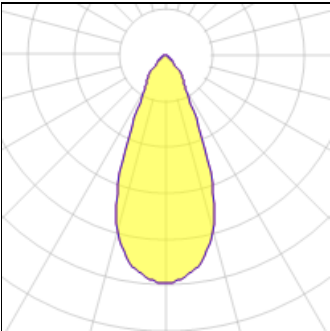
Light output 1



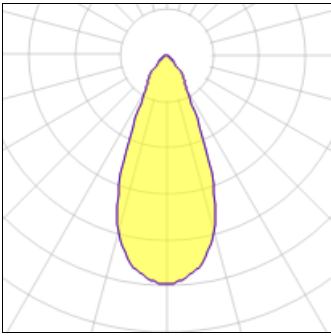
1 x LED			
Nominal lamp power	5.5 W	Socket	Gu10
Lamp flux	350 lm	LOR	81%
Luminous efficacy	47 lm/W	Total flux	285 lm
CCT	2700 K	Total power	6 W
CRI	80		



1 x LED			
Nominal lamp power	5.5 W	Socket	Gu10
Lamp flux	389 lm	LOR	78%
Luminous efficacy	51 lm/W	Total flux	305 lm
CCT	2700 K	Total power	6 W
CRI	80		

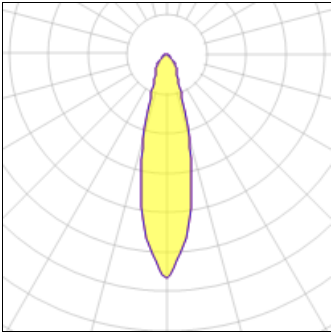


1 x Halogen low voltage lamp without reflector			
Nominal lamp power	35 W	LOR	81%
Lamp flux	375 lm	Total flux	305 lm
Luminous efficacy	9 lm/W	Total power	35 W
CCT	2800 K		
CRI	100		



1 x Halogen low voltage lamp without reflector

Nominal lamp power	50 W	LOR	81%
Lamp flux	410 lm	Total flux	334 lm
Luminous efficacy	7 lm/W	Total power	50 W
CCT	2800 K		
CRI	100		



1 x Halogen low voltage lamp without reflector

Nominal lamp power	50 W	LOR	78%
Lamp flux	404 lm	Total flux	317 lm
Luminous efficacy	6 lm/W	Total power	50 W
CCT	2800 K		
CRI	100		

Mounting mode

Ceiling recessed

Shape and measurements

Height: 0.39 in

Diameter: 3.82 in

Adjustability

Fixed

Electric

System power: 6-50 W

Appliance Class: II

Protection

IP: 20

IK: 01