


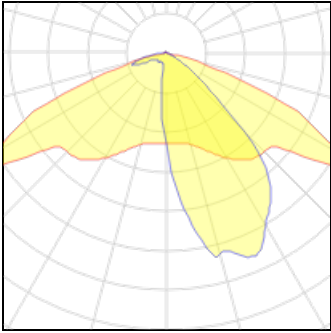
# Product data sheet

PARK  
S.7110W  
SIMES



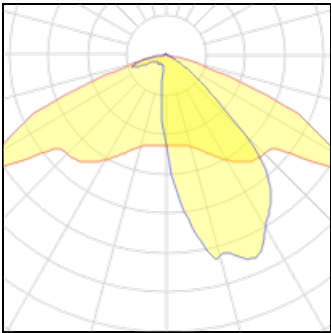
Version is available on request. Available subject to stock levels URBAN LIGHTING DOUBLE PARK RECTANGULAR POLE S.7110W 40 module LED 3000K 220-240Vac DIMMABLE DALI2; PUSH Rated module luminous flux: 10880lm Rated luminaire luminous flux: 8000lm Rated module power: 86.8W Rated luminaire power: 88.2W Luminaire efficacy: 91lm/W Voltage (AC): 220-240Vac Frequency (AC): 50/60Hz Voltage (DC): 176-280Vdc (No PUSH DIM) Dimmable: DALI2; PUSH PUSH Synchronization: - Max 4 Luminaires, distance <15m; - Max 35 Luminaires, distance <300m with S.2490 accessory. Electrical insulation class: II Protection class IP: IP65 Mechanical resistance: IK09 CE SPECIAL VERSION ON REQUEST: this Luminaires can be supplied with a surcharge in class III (without power supply). Requires working remote power supply in constant current at 700mA V<sub>fmin</sub>=52Vdc V<sub>fmax</sub>=62Vdc. LUMINAIRE TYPE Post top luminaire. IP rating IP 65 MATERIAL CHARACTERISTICS Extruded EN AW-6060 aluminium profile, die-cast EN AB-44100 aluminium housing (copper free) with high corrosion resistance. Stone wash surface treatment prior to painting process. A4 grade Stainless Steel screws with 2,5-3% molybdenum content which increases the resistance against corrosion. Pre treated Silicone Gaskets. Painting Process : 3 Step Process 1) Surface treatment with BONDERITE. A heavy metal free chemical surface treatment containing ceramic nano particles giving a cohesive, inorganic and highly dense protective coating. 2) PRE POLYMERIZATION a process of introducing an epoxy primer with excellent characteristics to the paint which also offers very high resistance to oxidation due to its Zinc content. 3) POLYMERIZATION a process with the application of polyester powder with high resistance against UV rays and harsh weather conditions. Resistance test protection for Marine applications for 1200h. Mechanical resistance IK 09 LIGHTING PERFORMANCE The circuit is characterized by a series of LEDs specifically oriented to assure excellent light distribution on the street. PARK supplied with electronic circuit with temperature sensors for each LED to optimize the lifetime. The light distribution is in accordance with light pollution regulations. Lamp fixed position . LOR – CONTROL AND LIGHT MANAGEMENT Park is supplied standard with dimmable power supply DALI 2 / PUSH. The VIRTUAL MIDNIGHT mode is available on request with surcharge or with signal converter from DALI to VIRTUAL MIDNIGHT S.2492 (IP20) or S.2493 (IP67) for up to 7 DALI luminaires. Possibility to extend up to max. 64 luminaires through the VIRTUAL MIDNIGHT S.2492 (IP20) + DALI EXPANDER S.2494 (IP20) or S.2497 (IP67) which provides both. POLE Rectangular extruded aluminum pole with inspection door. Steel zinc-plated mounting flange with stainless steel screws. WIRING PROTECTIONS AGAINST DISCHARGES AND HIGH VOLTAGE SPIKES, Controlgear equipped with protections against discharges and high voltage spikes on the mains: 6,0kV differential mode (L-N), 6,0kV common mode (PE). Luminaire hard wired with H05RNF cable. Single cable entry with PG13,5 (Ø 6÷12 mm) cable gland in PMMA. Fast connector IP67 (Ø 6÷12 mm) supplied as standard for single cable connection . Isolation: CLASS II . Available colours: Aluminium grey (cod.14), Anthracite grey (cod.24). Weight: 42.15 Kg Glow Wire test: – Exposed windage area : 0,394 m<sup>2</sup> ( S.7100N ) Exposed windage area : 0,440 m<sup>2</sup> ( S.7110N ) LED module included PARK REGISTERED DESIGN This luminaire contains built-in LED modules. In case of damage or malfunction please contact the manufacturer to receive additional instructions on how to replace and relative spare parts to order. The LED modules cannot be handled in the luminaire by the end user. This product contains a light source of energy efficiency class: E. LED modules are engineered accordingly to the existing regulations of Lumen Maintenance (LM80) and Technical Memorandum (TM21), where uniformity and quality of the light is 70,000 hours referred to L80 B10 Ta 25 ° C (50,000 hours referable to L80 B10 Ta 40°C). Lifespan of the luminaire min. 50,000 hours at 40°C. Performance Ambient temperature T<sub>q</sub> 25°C. Operating ambient temperature range is from -20°C to +50°C. Storage temperature range from -20°C to +60°C. ELECTRONIC EQUIPMENT SENSITIVE TO OVERVOLTAGE. We recommend installing surge protection devices ?SPD? in the electrical system. Protection devices prevent the intensity of these phenomena's, protecting the appliances from the risk of being damaged and extending the lifespan. Outdoor luminaires are subject to all types of permanent, temporary, or transient electrical disturbances. Such disturbances can create permanent damage or failure affecting its performance and durability. The surge protection device (supplied by SIMES) is utilized to limit the destructive effect of these phenomena. We suggest that each luminaire must be connected to one protection device at not more than 10m away. For correct coordination of the protections, a surge protection device must also be provided inside the electrical panel of the system (the selection of this device must be carried out from the electrical designer and is not supplied by SIMES).

Light output 1 (integrated)



Lamp type	LED	CCT	3126 K
Nominal lamp power	44.1 W	CRI	91
Total flux	3924 lm	LOR	100%
Luminous efficacy	89 lm/W	Total power	44.1 W

Light output 2 (integrated)



Lamp type	LED	CCT	3126 K
Nominal lamp power	44.1 W	CRI	91
Total flux	3924 lm	LOR	100%
Luminous efficacy	89 lm/W	Total power	44.1 W

Mounting mode

Standing / Bollard, Pole integrated

Shape and measurements

Height: 137.56 in

Diameter: 38.58 in

Adjustability

Fixed

Electric

System power: 88.2 W

Appliance Class: II

Protection

IP: 65

IK: 09