

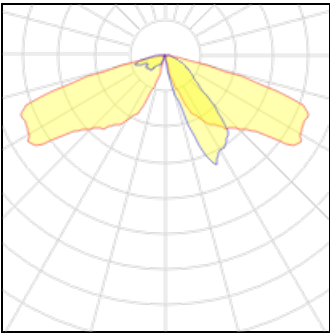
# Product data sheet

WALL MOUNTED LUMINAIRE MADRID 600 2700K  
10.15731.0VXXX + 10.45700.0V002  
HESS

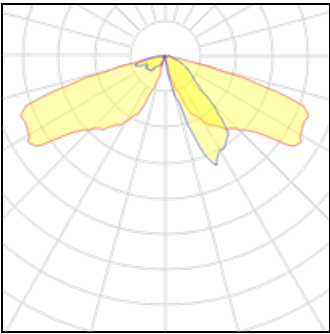


Round luminaire canopy made of aluminium, plain coloured. Support elements made of stainless steel. Cylindrical luminaire enclosure made of PMMA. Round luminaire body made of aluminium. 10.45700.0V002 MADRID 600 Wall bracket MADRID 600/600-2 Made of galvanised steel Overhanging 500 mm Colour: DB 703 or all RAL- (classic- single shades), Hess-DB and Hess-Glimmer-colours. RAL pearl-mica-metallic-shades on request.

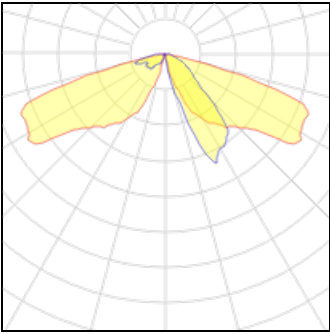
## Light output 1



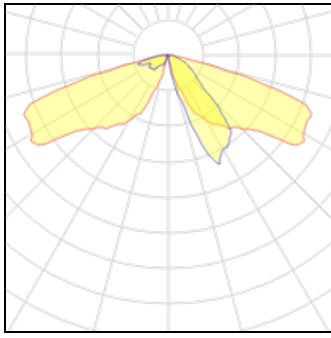
|                    |          |             |         |
|--------------------|----------|-------------|---------|
| 1 x LED            |          |             |         |
| Nominal lamp power | 28 W     | LOR         | 100%    |
| Lamp flux          | 2971 lm  | Total flux  | 2971 lm |
| Luminous efficacy  | 106 lm/W | Total power | 28 W    |
| CCT                | 2700 K   |             |         |
| CRI                | 80       |             |         |



|                    |          |             |         |
|--------------------|----------|-------------|---------|
| 1 x LED            |          |             |         |
| Nominal lamp power | 28 W     | LOR         | 100%    |
| Lamp flux          | 2960 lm  | Total flux  | 2960 lm |
| Luminous efficacy  | 106 lm/W | Total power | 28 W    |
| CCT                | 2700 K   |             |         |
| CRI                | 80       |             |         |

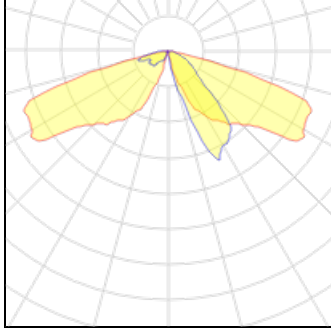


|                    |          |             |         |
|--------------------|----------|-------------|---------|
| 1 x LED            |          |             |         |
| Nominal lamp power | 28 W     | LOR         | 100%    |
| Lamp flux          | 3323 lm  | Total flux  | 3323 lm |
| Luminous efficacy  | 119 lm/W | Total power | 28 W    |
| CCT                | 2700 K   |             |         |
| CRI                | 80       |             |         |

**1 x LED**

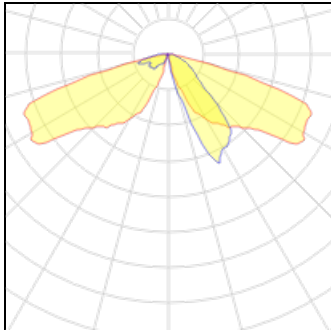
|                    |          |
|--------------------|----------|
| Nominal lamp power | 28 W     |
| Lamp flux          | 2966 lm  |
| Luminous efficacy  | 106 lm/W |
| CCT                | 2700 K   |
| CRI                | 80       |

|             |         |
|-------------|---------|
| LOR         | 100%    |
| Total flux  | 2966 lm |
| Total power | 28 W    |

**1 x LED**

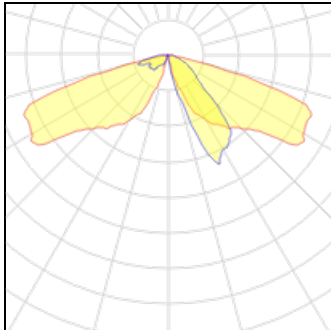
|                    |          |
|--------------------|----------|
| Nominal lamp power | 20 W     |
| Lamp flux          | 2235 lm  |
| Luminous efficacy  | 112 lm/W |
| CCT                | 2700 K   |
| CRI                | 80       |

|             |         |
|-------------|---------|
| LOR         | 100%    |
| Total flux  | 2235 lm |
| Total power | 20 W    |

**1 x LED**

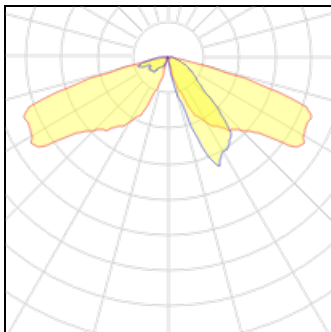
|                    |          |
|--------------------|----------|
| Nominal lamp power | 20 W     |
| Lamp flux          | 2232 lm  |
| Luminous efficacy  | 112 lm/W |
| CCT                | 2700 K   |
| CRI                | 80       |

|             |         |
|-------------|---------|
| LOR         | 100%    |
| Total flux  | 2232 lm |
| Total power | 20 W    |

**1 x LED**

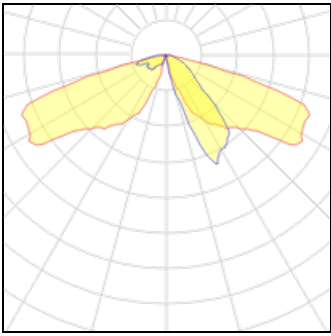
|                    |          |
|--------------------|----------|
| Nominal lamp power | 20 W     |
| Lamp flux          | 2384 lm  |
| Luminous efficacy  | 119 lm/W |
| CCT                | 2700 K   |
| CRI                | 80       |

|             |         |
|-------------|---------|
| LOR         | 100%    |
| Total flux  | 2384 lm |
| Total power | 20 W    |

**1 x LED**

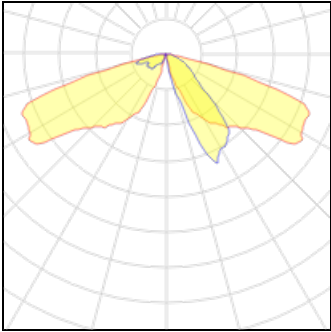
|                    |          |
|--------------------|----------|
| Nominal lamp power | 20 W     |
| Lamp flux          | 2234 lm  |
| Luminous efficacy  | 112 lm/W |
| CCT                | 2700 K   |
| CRI                | 80       |

|             |         |
|-------------|---------|
| LOR         | 100%    |
| Total flux  | 2234 lm |
| Total power | 20 W    |



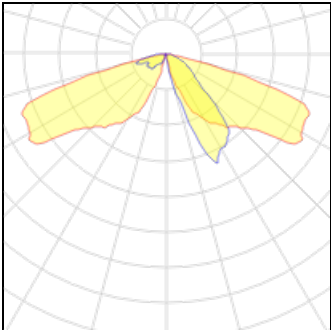
**1 x LED**

|                    |          |             |         |
|--------------------|----------|-------------|---------|
| Nominal lamp power | 15 W     | LOR         | 100%    |
| Lamp flux          | 1565 lm  | Total flux  | 1565 lm |
| Luminous efficacy  | 104 lm/W | Total power | 15 W    |
| CCT                | 2700 K   |             |         |
| CRI                | 80       |             |         |



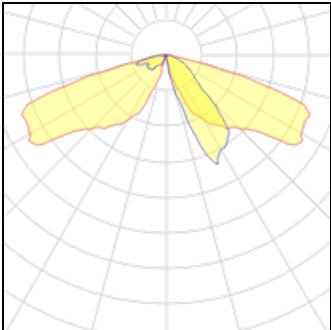
**1 x LED**

|                    |          |             |         |
|--------------------|----------|-------------|---------|
| Nominal lamp power | 15 W     | LOR         | 100%    |
| Lamp flux          | 1562 lm  | Total flux  | 1562 lm |
| Luminous efficacy  | 104 lm/W | Total power | 15 W    |
| CCT                | 2700 K   |             |         |
| CRI                | 80       |             |         |



**1 x LED**

|                    |          |             |         |
|--------------------|----------|-------------|---------|
| Nominal lamp power | 15 W     | LOR         | 100%    |
| Lamp flux          | 1793 lm  | Total flux  | 1793 lm |
| Luminous efficacy  | 120 lm/W | Total power | 15 W    |
| CCT                | 2700 K   |             |         |
| CRI                | 80       |             |         |



**1 x LED**

|                    |          |             |         |
|--------------------|----------|-------------|---------|
| Nominal lamp power | 15 W     | LOR         | 100%    |
| Lamp flux          | 1564 lm  | Total flux  | 1564 lm |
| Luminous efficacy  | 104 lm/W | Total power | 15 W    |
| CCT                | 2700 K   |             |         |
| CRI                | 80       |             |         |

**Mounting mode**

Wall mounted, Ceiling recessed, Ceiling mounted

**Shape and measurements**

Length: 31.50 in  
Width: 23.62 in  
Height: 32.64 in

**Adjustability**

Fixed

**Electric**

System power: 15-28 W

**Protection**

IP: 54