

Product data sheet

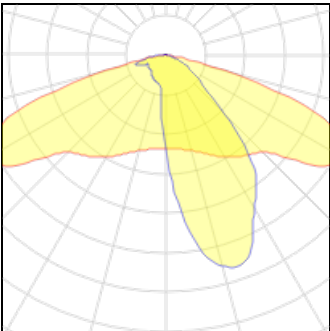
WALL MOUNTED LUMINAIRE LIVORNO S 3000K
10.14102.0VXXX + 10.34100.1V001
HESS



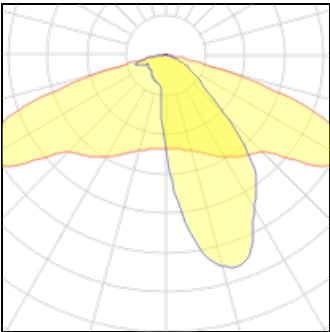
IP
65

Design luminaire body made of cast aluminium. Luminaire enclosure made of single-pane safety glass, opens without tools. LIVORNO S: Luminaire for pole top mounting. Fitted with LED up to approx. 53W. LIVORNO XL: Luminaire for pole top and side mounting. For pole top mounted installation, angle of 0° and 5° possible. Fitted with LED up to approx. 107W. 10.34100.1V001 FOR LIVORNO S/SM/XL Wall bracket LIVORNO For luminaire S/SM/XL Made of galvanised steel Spigot ø 76,1 mm Overhanging 250 mm Wall fixation plate 150 x 120 mm Colour: DB 703

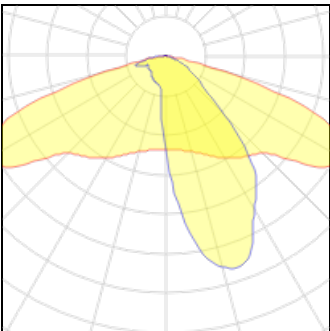
Light output 1



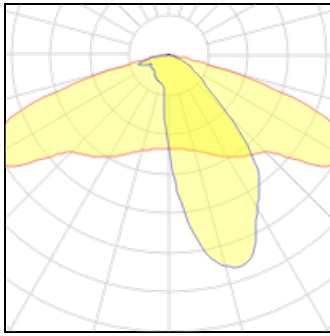
1 x LED			
Nominal lamp power	37 W	LOR	100%
Lamp flux	5020 lm	Total flux	5020 lm
Luminous efficacy	136 lm/W	Total power	37 W
CCT	3000 K		
CRI	80		



1 x LED			
Nominal lamp power	20 W	LOR	100%
Lamp flux	2527 lm	Total flux	2527 lm
Luminous efficacy	126 lm/W	Total power	20 W
CCT	3000 K		
CRI	80		

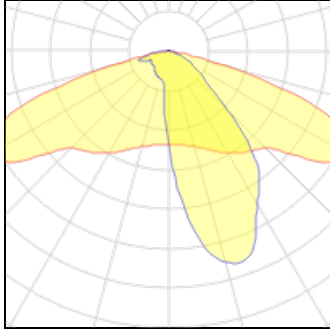


1 x LED			
Nominal lamp power	20 W	LOR	100%
Lamp flux	2618 lm	Total flux	2618 lm
Luminous efficacy	131 lm/W	Total power	20 W
CCT	3000 K		
CRI	80		

**1 x LED**

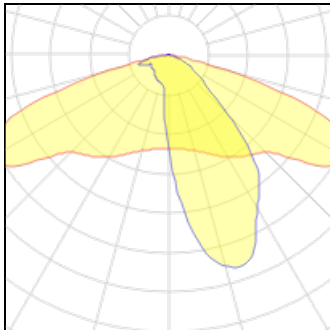
Nominal lamp power	20 W
Lamp flux	2425 lm
Luminous efficacy	121 lm/W
CCT	3000 K
CRI	80

LOR	100%
Total flux	2425 lm
Total power	20 W

**1 x LED**

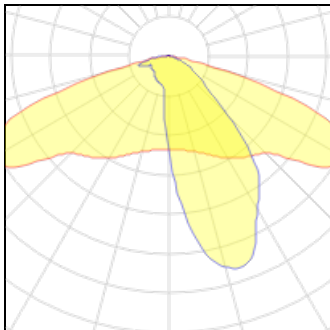
Nominal lamp power	28 W
Lamp flux	3595 lm
Luminous efficacy	128 lm/W
CCT	3000 K
CRI	80

LOR	100%
Total flux	3595 lm
Total power	28 W

**1 x LED**

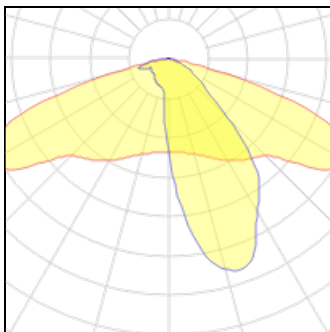
Nominal lamp power	28 W
Lamp flux	3360 lm
Luminous efficacy	120 lm/W
CCT	3000 K
CRI	80

LOR	100%
Total flux	3360 lm
Total power	28 W

**1 x LED**

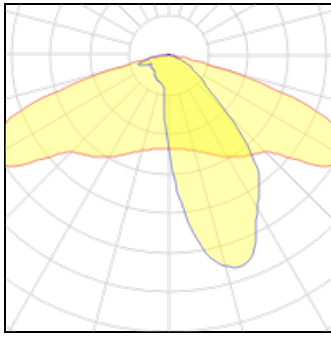
Nominal lamp power	20 W
Lamp flux	2702 lm
Luminous efficacy	135 lm/W
CCT	3000 K
CRI	80

LOR	100%
Total flux	2702 lm
Total power	20 W

**1 x LED**

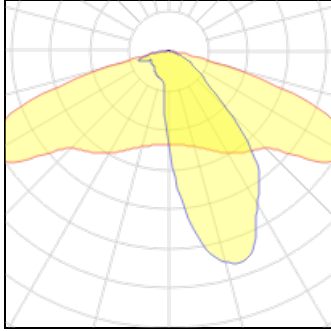
Nominal lamp power	28 W
Lamp flux	3225 lm
Luminous efficacy	115 lm/W
CCT	3000 K
CRI	80

LOR	100%
Total flux	3225 lm
Total power	28 W

**1 x LED**

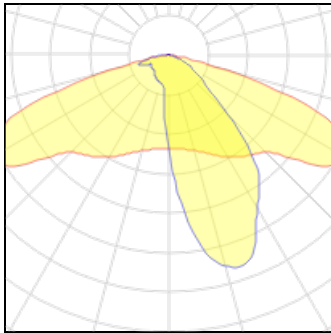
Nominal lamp power 53 W
Lamp flux 6449 lm
Luminous efficacy 122 lm/W
CCT 3000 K
CRI 80

LOR 100%
Total flux 6449 lm
Total power 53 W

**1 x LED**

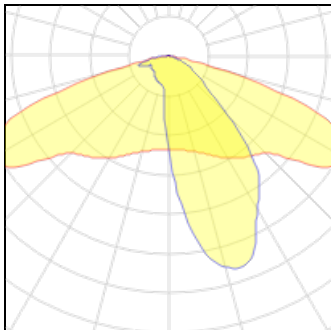
Nominal lamp power 37 W
Lamp flux 5053 lm
Luminous efficacy 137 lm/W
CCT 3000 K
CRI 80

LOR 100%
Total flux 5053 lm
Total power 37 W

**1 x LED**

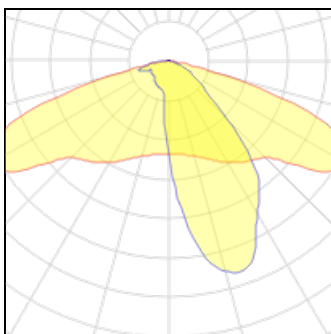
Nominal lamp power 37 W
Lamp flux 5236 lm
Luminous efficacy 142 lm/W
CCT 3000 K
CRI 80

LOR 100%
Total flux 5236 lm
Total power 37 W

**1 x LED**

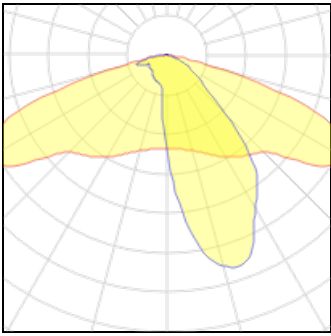
Nominal lamp power 37 W
Lamp flux 4849 lm
Luminous efficacy 131 lm/W
CCT 3000 K
CRI 80

LOR 100%
Total flux 4849 lm
Total power 37 W

**1 x LED**

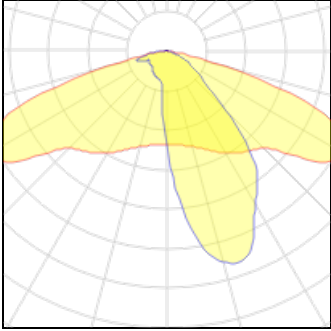
Nominal lamp power 53 W
Lamp flux 7188 lm
Luminous efficacy 136 lm/W
CCT 3000 K
CRI 80

LOR 100%
Total flux 7188 lm
Total power 53 W



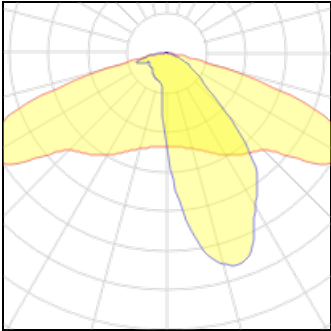
1 x LED

Nominal lamp power	53 W	LOR	100%
Lamp flux	6720 lm	Total flux	6720 lm
Luminous efficacy	127 lm/W	Total power	53 W
CCT	3000 K		
CRI	80		



1 x LED

Nominal lamp power	53 W	LOR	100%
Lamp flux	6962 lm	Total flux	6962 lm
Luminous efficacy	131 lm/W	Total power	53 W
CCT	3000 K		
CRI	80		



1 x LED

Nominal lamp power	28 W	LOR	100%
Lamp flux	3481 lm	Total flux	3481 lm
Luminous efficacy	124 lm/W	Total power	28 W
CCT	3000 K		
CRI	80		

Mounting mode

Wall mounted

Shape and measurements

Length: 11.44 in

Width: 4.72 in

Height: 8.48 in

Adjustability

Fixed

Electric

System power: 20-53 W

Protection

IP: 65