

Product data sheet

A.24 SOSP.MOD.D.SHARP4000K XF 1176 BCOP
AQ44118
ARTEMIDE



IP
20

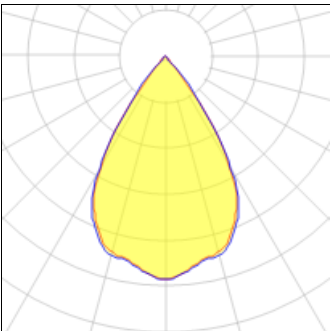
A.24 SOSP.MOD.D.SHARP4000K XF 1176 BCOP

Light output 1 (integrated)



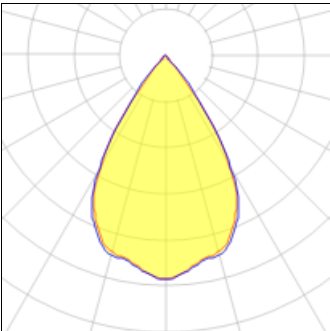
Lamp type	LED	CCT	4000 K
Nominal lamp power	2.75 W	CRI	90
Total flux	232 lm	LOR	100%
Luminous efficacy	84 lm/W	Total power	2.75 W

Light output 2 (integrated)



Lamp type	LED	CCT	4000 K
Nominal lamp power	2.75 W	CRI	90
Total flux	232 lm	LOR	100%
Luminous efficacy	84 lm/W	Total power	2.75 W

Light output 3 (integrated)



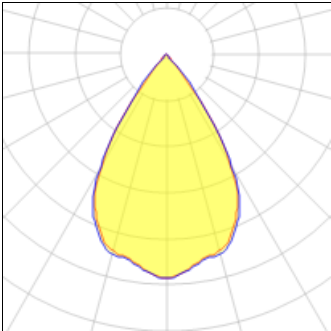
Lamp type	LED	CCT	4000 K
Nominal lamp power	2.75 W	CRI	90
Total flux	232 lm	LOR	100%
Luminous efficacy	84 lm/W	Total power	2.75 W

Light output 4 (integrated)



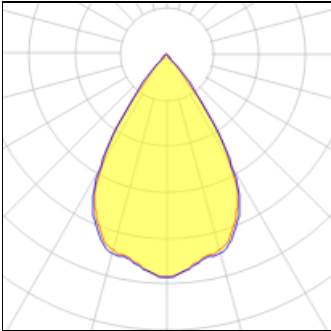
Lamp type	LED	CCT	4000 K
Nominal lamp power	2.75 W	CRI	90
Total flux	232 lm	LOR	100%
Luminous efficacy	84 lm/W	Total power	2.75 W

Light output 5 (integrated)



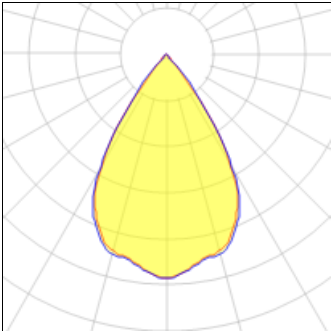
Lamp type	LED	CCT	4000 K
Nominal lamp power	2.75 W	CRI	90
Total flux	232 lm	LOR	100%
Luminous efficacy	84 lm/W	Total power	2.75 W

Light output 6 (integrated)



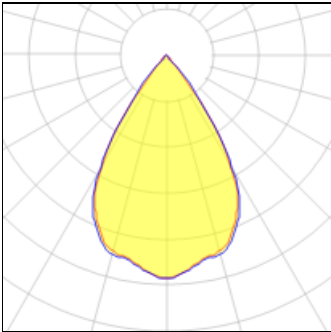
Lamp type	LED	CCT	4000 K
Nominal lamp power	2.75 W	CRI	90
Total flux	232 lm	LOR	100%
Luminous efficacy	84 lm/W	Total power	2.75 W

Light output 7 (integrated)



Lamp type	LED	CCT	4000 K
Nominal lamp power	2.75 W	CRI	90
Total flux	232 lm	LOR	100%
Luminous efficacy	84 lm/W	Total power	2.75 W

Light output 8 (integrated)



Lamp type	LED	CCT	4000 K
Nominal lamp power	2.75 W	CRI	90
Total flux	232 lm	LOR	100%
Luminous efficacy	84 lm/W	Total power	2.75 W

Mounting mode

Pendant

Shape and measurements

Length: 1.06 in

Width: 46.30 in

Height: 2.13 in

Adjustability

Fixed

Electric

System power: 22 W

Protection

IP: 20