

Product data sheet

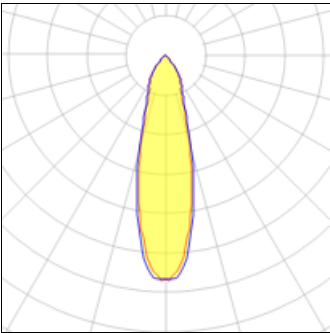
A.24 PLAF CURVA 45 R750 SHRP FL3000K BSV
AQ62315
ARTEMIDE



IP
20

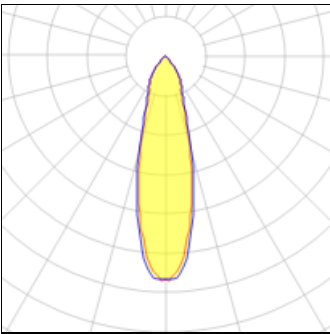
A.24 PLAF CURVA 45 R750 SHRP FL3000K BSV

Light output 1 (integrated)



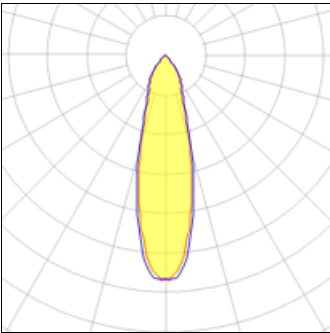
Lamp type	LED	CCT	3000 K
Nominal lamp power	3 W	CRI	90
Total flux	204 lm	LOR	100%
Luminous efficacy	68 lm/W	Total power	3 W

Light output 2 (integrated)



Lamp type	LED	CCT	3000 K
Nominal lamp power	3 W	CRI	90
Total flux	204 lm	LOR	100%
Luminous efficacy	68 lm/W	Total power	3 W

Light output 3 (integrated)



Lamp type	LED	CCT	3000 K
Nominal lamp power	3 W	CRI	90
Total flux	204 lm	LOR	100%
Luminous efficacy	68 lm/W	Total power	3 W

Light output 4 (integrated)



Lamp type	LED	CCT	3000 K
Nominal lamp power	3 W	CRI	90
Total flux	204 lm	LOR	100%
Luminous efficacy	68 lm/W	Total power	3 W

Mounting mode

Ceiling mounted

Shape and measurements

Length: 9.56 in
Width: 21.25 in
Height: 2.13 in

Adjustability

Fixed

Electric

System power: 12 W

Protection

IP: 20