


Product data sheet

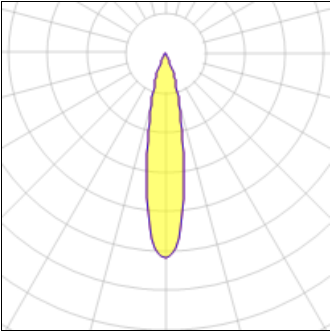
SHARP RECESSED TRIM 16X 48W 927 FLOOD WHITE EXT.DRV + SCREEN 4X BLACK
AF24701+AF95204
ARTEMIDE



IP
20

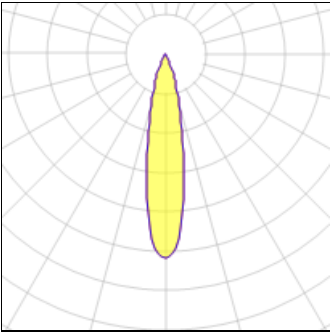
SHARP RECESSED TRIM 16X 48W 927 FLOOD WHITE EXT.DRV + SCREEN 4X BLACK

Light output 1 (integrated)



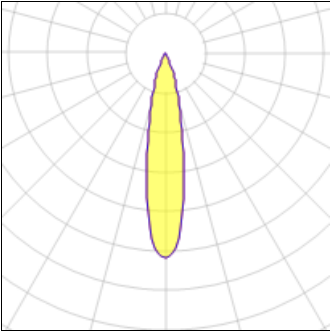
| | | | |
|--------------------|---------|-------------|--------|
| Lamp type | LED | CCT | 2700 K |
| Nominal lamp power | 2.75 W | CRI | 90 |
| Total flux | 186 lm | LOR | 100% |
| Luminous efficacy | 68 lm/W | Total power | 2.75 W |

Light output 2 (integrated)



| | | | |
|--------------------|---------|-------------|--------|
| Lamp type | LED | CCT | 2700 K |
| Nominal lamp power | 2.75 W | CRI | 90 |
| Total flux | 186 lm | LOR | 100% |
| Luminous efficacy | 68 lm/W | Total power | 2.75 W |

Light output 3 (integrated)



| | | | |
|--------------------|---------|-------------|--------|
| Lamp type | LED | CCT | 2700 K |
| Nominal lamp power | 2.75 W | CRI | 90 |
| Total flux | 186 lm | LOR | 100% |
| Luminous efficacy | 68 lm/W | Total power | 2.75 W |

| | | | |
|--------------------|---------|-------------|--------|
| Lamp type | LED | CCT | 2700 K |
| Nominal lamp power | 2.75 W | CRI | 90 |
| Total flux | 186 lm | LOR | 100% |
| Luminous efficacy | 68 lm/W | Total power | 2.75 W |

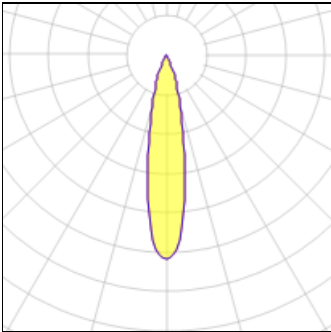
A polar plot with a grid of concentric circles and radial lines. A yellow, elongated, vertically oriented shape is centered on the vertical axis, representing a probability distribution. The shape is wider at the top and bottom and narrower in the middle. A small white circle is at the top center of the plot.

| | | | |
|--------------------|---------|-------------|--------|
| Lamp type | LED | CCT | 2700 K |
| Nominal lamp power | 2.75 W | CRI | 90 |
| Total flux | 186 lm | LOR | 100% |
| Luminous efficacy | 68 lm/W | Total power | 2.75 W |

| | | | |
|--------------------|---------|-------------|--------|
| Lamp type | LED | CCT | 2700 K |
| Nominal lamp power | 2.75 W | CRI | 90 |
| Total flux | 186 lm | LOR | 100% |
| Luminous efficacy | 68 lm/W | Total power | 2.75 W |

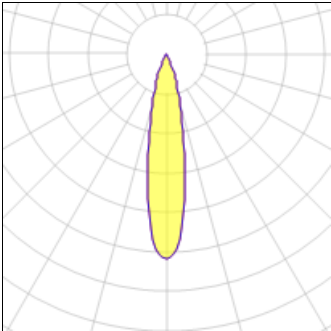
| | | | |
|--------------------|---------|-------------|--------|
| Lamp type | LED | CCT | 2700 K |
| Nominal lamp power | 2.75 W | CRI | 90 |
| Total flux | 186 lm | LOR | 100% |
| Luminous efficacy | 68 lm/W | Total power | 2.75 W |

Light output 8 (integrated)



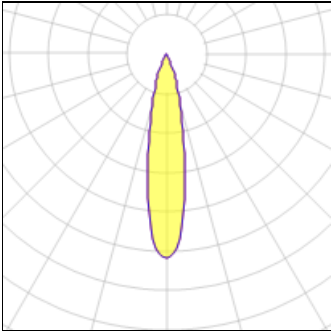
| | | | |
|--------------------|---------|-------------|--------|
| Lamp type | LED | CCT | 2700 K |
| Nominal lamp power | 2.75 W | CRI | 90 |
| Total flux | 186 lm | LOR | 100% |
| Luminous efficacy | 68 lm/W | Total power | 2.75 W |

Light output 9 (integrated)



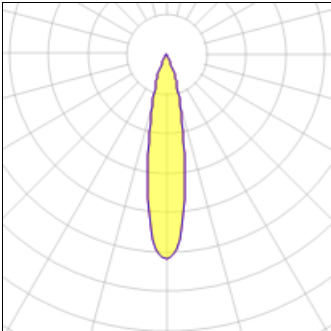
| | | | |
|--------------------|---------|-------------|--------|
| Lamp type | LED | CCT | 2700 K |
| Nominal lamp power | 2.75 W | CRI | 90 |
| Total flux | 186 lm | LOR | 100% |
| Luminous efficacy | 68 lm/W | Total power | 2.75 W |

Light output 10 (integrated)



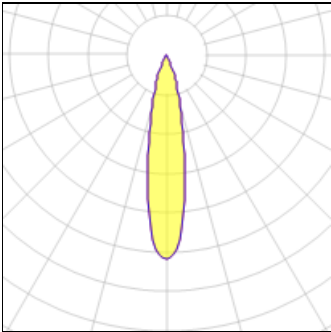
| | | | |
|--------------------|---------|-------------|--------|
| Lamp type | LED | CCT | 2700 K |
| Nominal lamp power | 2.75 W | CRI | 90 |
| Total flux | 186 lm | LOR | 100% |
| Luminous efficacy | 68 lm/W | Total power | 2.75 W |

Light output 11 (integrated)



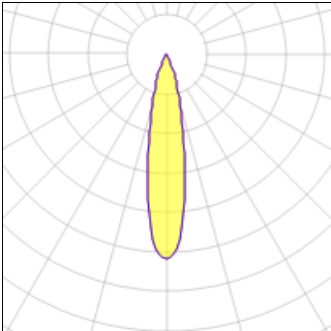
| | | | |
|--------------------|---------|-------------|--------|
| Lamp type | LED | CCT | 2700 K |
| Nominal lamp power | 2.75 W | CRI | 90 |
| Total flux | 186 lm | LOR | 100% |
| Luminous efficacy | 68 lm/W | Total power | 2.75 W |

Light output 12 (integrated)



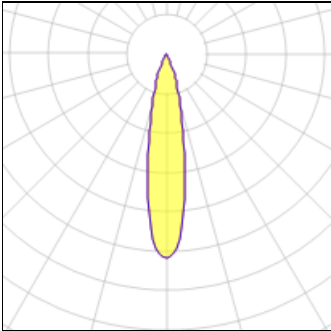
| | | | |
|--------------------|---------|-------------|--------|
| Lamp type | LED | CCT | 2700 K |
| Nominal lamp power | 2.75 W | CRI | 90 |
| Total flux | 186 lm | LOR | 100% |
| Luminous efficacy | 68 lm/W | Total power | 2.75 W |

Light output 13 (integrated)



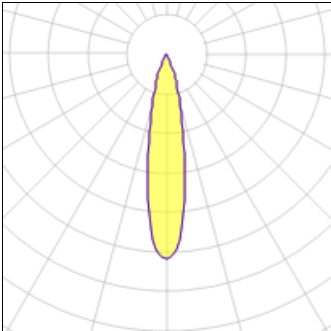
| | | | |
|--------------------|---------|-------------|--------|
| Lamp type | LED | CCT | 2700 K |
| Nominal lamp power | 2.75 W | CRI | 90 |
| Total flux | 186 lm | LOR | 100% |
| Luminous efficacy | 68 lm/W | Total power | 2.75 W |

Light output 14 (integrated)



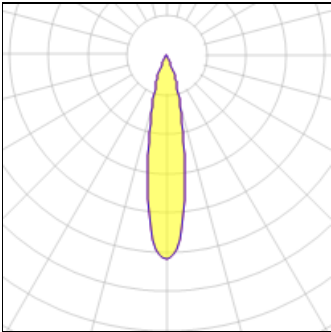
| | | | |
|--------------------|---------|-------------|--------|
| Lamp type | LED | CCT | 2700 K |
| Nominal lamp power | 2.75 W | CRI | 90 |
| Total flux | 186 lm | LOR | 100% |
| Luminous efficacy | 68 lm/W | Total power | 2.75 W |

Light output 15 (integrated)



| | | | |
|--------------------|---------|-------------|--------|
| Lamp type | LED | CCT | 2700 K |
| Nominal lamp power | 2.75 W | CRI | 90 |
| Total flux | 186 lm | LOR | 100% |
| Luminous efficacy | 68 lm/W | Total power | 2.75 W |

Light output 16 (integrated)



| | | | |
|--------------------|---------|-------------|--------|
| Lamp type | LED | CCT | 2700 K |
| Nominal lamp power | 2.75 W | CRI | 90 |
| Total flux | 186 lm | LOR | 100% |
| Luminous efficacy | 68 lm/W | Total power | 2.75 W |

Mounting mode

Ceiling recessed

Shape and measurements

Length: 2.17 in

Width: 23.94 in

Height: 1.72 in

Adjustability

Fixed

Electric

System power: 44 W

Protection

IP: 20