


Product data sheet

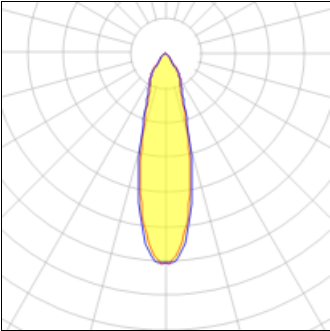
A.24 PLAF CURVA 90 R750 SHRP FL4000K BCOP
AQ63518
ARTEMIDE



IP
20

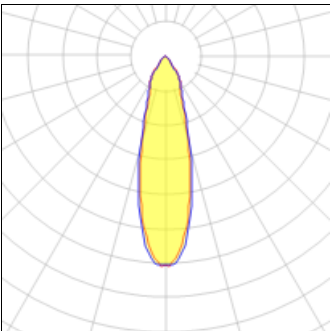
A.24 PLAF CURVA 90 R750 SHRP FL4000K BCOP

Light output 1 (integrated)



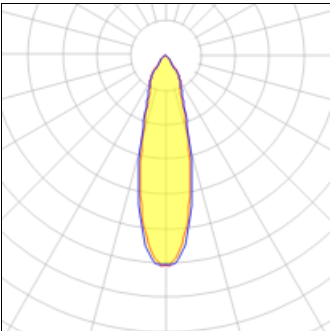
Lamp type	LED	CCT	4000 K
Nominal lamp power	3.12 W	CRI	90
Total flux	218 lm	LOR	100%
Luminous efficacy	70 lm/W	Total power	3.12 W

Light output 2 (integrated)



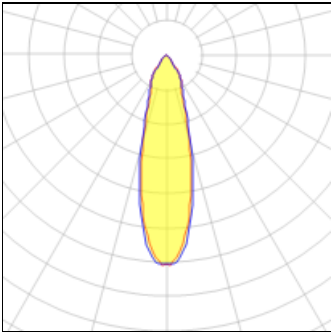
Lamp type	LED	CCT	4000 K
Nominal lamp power	3.12 W	CRI	90
Total flux	218 lm	LOR	100%
Luminous efficacy	70 lm/W	Total power	3.12 W

Light output 3 (integrated)



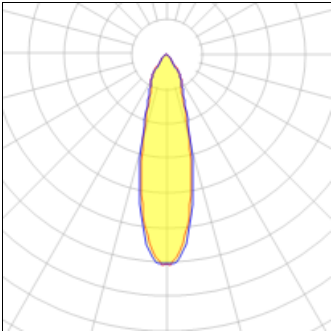
Lamp type	LED	CCT	4000 K
Nominal lamp power	3.12 W	CRI	90
Total flux	218 lm	LOR	100%
Luminous efficacy	70 lm/W	Total power	3.12 W

Light output 4 (integrated)



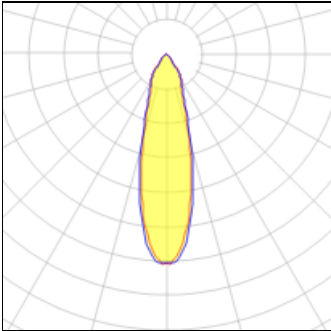
Lamp type	LED	CCT	4000 K
Nominal lamp power	3.12 W	CRI	90
Total flux	218 lm	LOR	100%
Luminous efficacy	70 lm/W	Total power	3.12 W

Light output 5 (integrated)



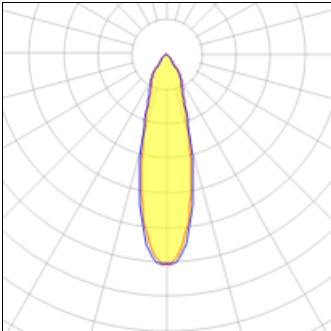
Lamp type	LED	CCT	4000 K
Nominal lamp power	3.12 W	CRI	90
Total flux	218 lm	LOR	100%
Luminous efficacy	70 lm/W	Total power	3.12 W

Light output 6 (integrated)



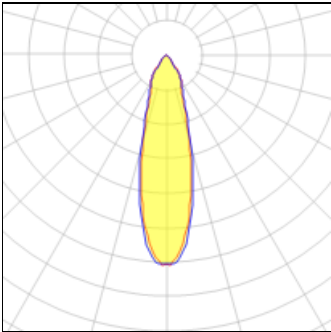
Lamp type	LED	CCT	4000 K
Nominal lamp power	3.12 W	CRI	90
Total flux	218 lm	LOR	100%
Luminous efficacy	70 lm/W	Total power	3.12 W

Light output 7 (integrated)



Lamp type	LED	CCT	4000 K
Nominal lamp power	3.12 W	CRI	90
Total flux	218 lm	LOR	100%
Luminous efficacy	70 lm/W	Total power	3.12 W

Light output 8 (integrated)



Lamp type	LED	CCT	4000 K
Nominal lamp power	3.12 W	CRI	90
Total flux	218 lm	LOR	100%
Luminous efficacy	70 lm/W	Total power	3.12 W

Mounting mode

Ceiling mounted

Shape and measurements

Length: 30.06 in

Width: 30.06 in

Height: 2.13 in

Adjustability

Fixed

Electric

System power: 25 W

Protection

IP: 20