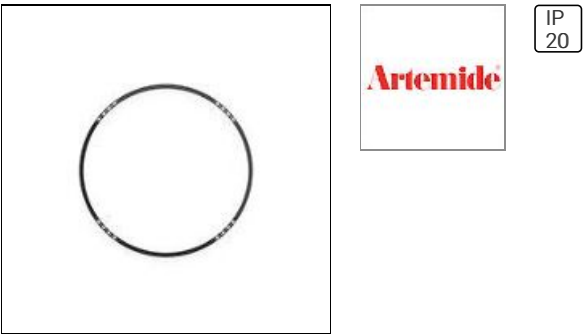


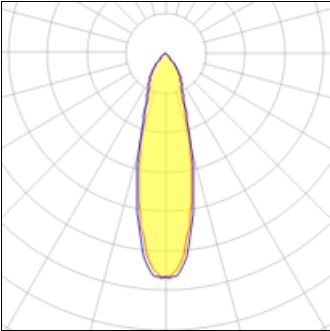
Product data sheet

A.24 PLF SA360 1122 SHARP FL3000 BCP
AQ64218
ARTEMIDE



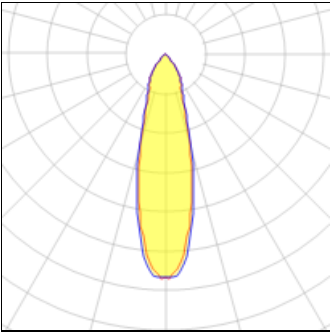
A.24 PLF SA360 1122 SHARP FL3000 BCP

Light output 1 (integrated)



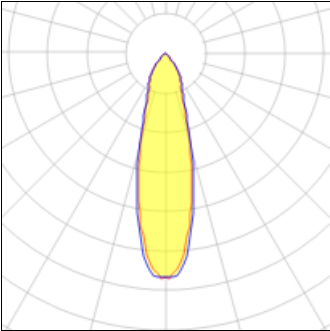
Lamp type	LED	CCT	3000 K
Nominal lamp power	2.62 W	CRI	90
Total flux	204 lm	LOR	100%
Luminous efficacy	78 lm/W	Total power	2.62 W

Light output 2 (integrated)



Lamp type	LED	CCT	3000 K
Nominal lamp power	2.62 W	CRI	90
Total flux	204 lm	LOR	100%
Luminous efficacy	78 lm/W	Total power	2.62 W

Light output 3 (integrated)



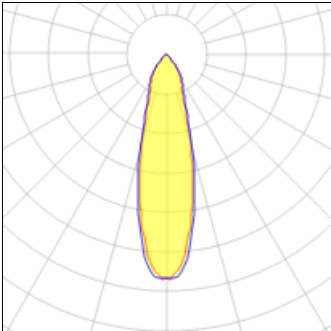
Lamp type	LED	CCT	3000 K
Nominal lamp power	2.62 W	CRI	90
Total flux	204 lm	LOR	100%
Luminous efficacy	78 lm/W	Total power	2.62 W

Light output 4 (integrated)



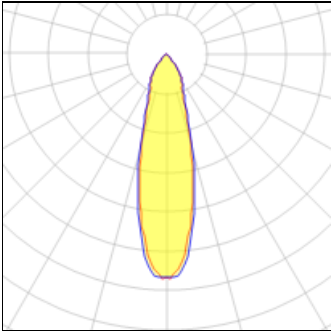
Lamp type	LED	CCT	3000 K
Nominal lamp power	2.62 W	CRI	90
Total flux	204 lm	LOR	100%
Luminous efficacy	78 lm/W	Total power	2.62 W

Light output 5 (integrated)



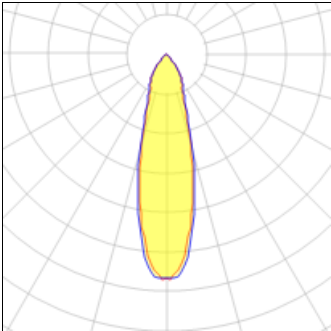
Lamp type	LED	CCT	3000 K
Nominal lamp power	2.62 W	CRI	90
Total flux	204 lm	LOR	100%
Luminous efficacy	78 lm/W	Total power	2.62 W

Light output 6 (integrated)



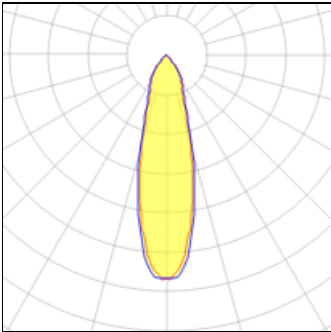
Lamp type	LED	CCT	3000 K
Nominal lamp power	2.62 W	CRI	90
Total flux	204 lm	LOR	100%
Luminous efficacy	78 lm/W	Total power	2.62 W

Light output 7 (integrated)



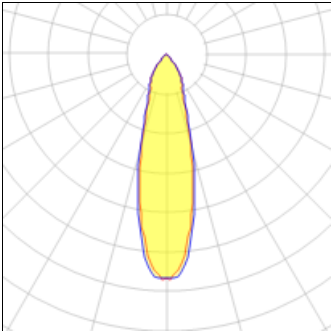
Lamp type	LED	CCT	3000 K
Nominal lamp power	2.62 W	CRI	90
Total flux	204 lm	LOR	100%
Luminous efficacy	78 lm/W	Total power	2.62 W

Light output 8 (integrated)



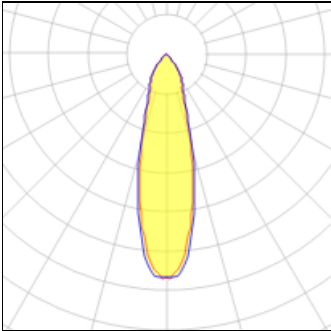
Lamp type	LED	CCT	3000 K
Nominal lamp power	2.62 W	CRI	90
Total flux	204 lm	LOR	100%
Luminous efficacy	78 lm/W	Total power	2.62 W

Light output 9 (integrated)



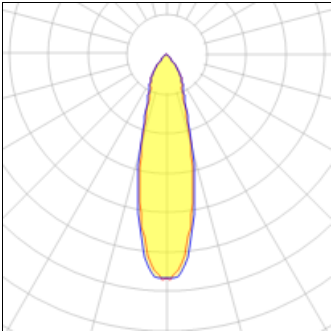
Lamp type	LED	CCT	3000 K
Nominal lamp power	2.62 W	CRI	90
Total flux	204 lm	LOR	100%
Luminous efficacy	78 lm/W	Total power	2.62 W

Light output 10 (integrated)



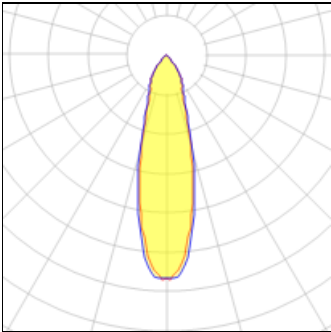
Lamp type	LED	CCT	3000 K
Nominal lamp power	2.62 W	CRI	90
Total flux	204 lm	LOR	100%
Luminous efficacy	78 lm/W	Total power	2.62 W

Light output 11 (integrated)



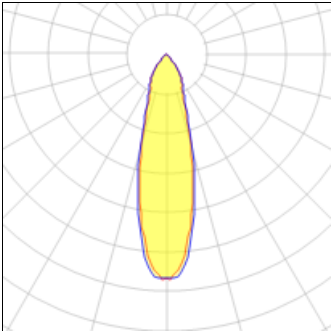
Lamp type	LED	CCT	3000 K
Nominal lamp power	2.62 W	CRI	90
Total flux	204 lm	LOR	100%
Luminous efficacy	78 lm/W	Total power	2.62 W

Light output 12 (integrated)



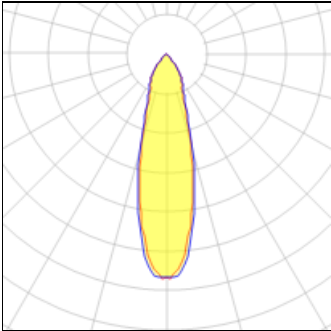
Lamp type	LED	CCT	3000 K
Nominal lamp power	2.62 W	CRI	90
Total flux	204 lm	LOR	100%
Luminous efficacy	78 lm/W	Total power	2.62 W

Light output 13 (integrated)



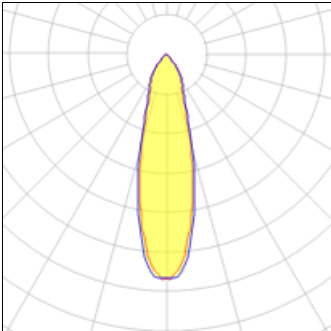
Lamp type	LED	CCT	3000 K
Nominal lamp power	2.62 W	CRI	90
Total flux	204 lm	LOR	100%
Luminous efficacy	78 lm/W	Total power	2.62 W

Light output 14 (integrated)



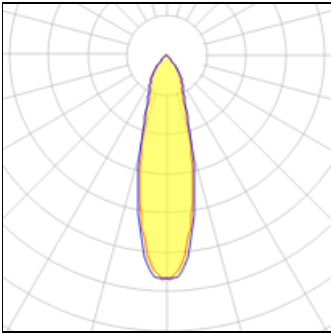
Lamp type	LED	CCT	3000 K
Nominal lamp power	2.62 W	CRI	90
Total flux	204 lm	LOR	100%
Luminous efficacy	78 lm/W	Total power	2.62 W

Light output 15 (integrated)



Lamp type	LED	CCT	3000 K
Nominal lamp power	2.62 W	CRI	90
Total flux	204 lm	LOR	100%
Luminous efficacy	78 lm/W	Total power	2.62 W

Light output 16 (integrated)



Lamp type	LED	CCT	3000 K
Nominal lamp power	2.62 W	CRI	90
Total flux	204 lm	LOR	100%
Luminous efficacy	78 lm/W	Total power	2.62 W

Mounting mode

Ceiling mounted

Shape and measurements

Length: 45.24 in

Width: 45.24 in

Height: 2.13 in

Adjustability

Fixed

Electric

System power: 42 W

Protection

IP: 20