

Product data sheet

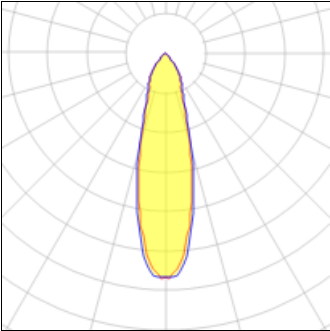
A.24 PLAF CURVA 60 R561 SHRP FL3000K BSV
AQ60315
ARTEMIDE



IP
20

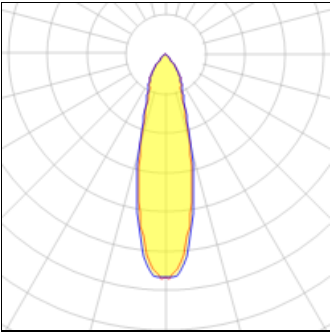
A.24 PLAF CURVA 60 R561 SHRP FL3000K BSV

Light output 1 (integrated)



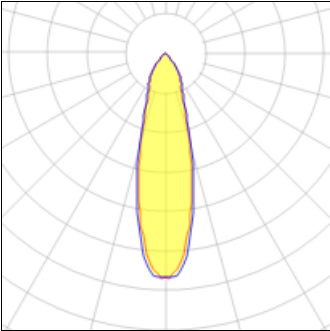
| | | | |
|--------------------|---------|-------------|--------|
| Lamp type | LED | CCT | 3000 K |
| Nominal lamp power | 3 W | CRI | 90 |
| Total flux | 204 lm | LOR | 100% |
| Luminous efficacy | 68 lm/W | Total power | 3 W |

Light output 2 (integrated)



| | | | |
|--------------------|---------|-------------|--------|
| Lamp type | LED | CCT | 3000 K |
| Nominal lamp power | 3 W | CRI | 90 |
| Total flux | 204 lm | LOR | 100% |
| Luminous efficacy | 68 lm/W | Total power | 3 W |

Light output 3 (integrated)



| | | | |
|--------------------|---------|-------------|--------|
| Lamp type | LED | CCT | 3000 K |
| Nominal lamp power | 3 W | CRI | 90 |
| Total flux | 204 lm | LOR | 100% |
| Luminous efficacy | 68 lm/W | Total power | 3 W |

Light output 4 (integrated)



| | | | |
|--------------------|---------|-------------|--------|
| Lamp type | LED | CCT | 3000 K |
| Nominal lamp power | 3 W | CRI | 90 |
| Total flux | 204 lm | LOR | 100% |
| Luminous efficacy | 68 lm/W | Total power | 3 W |

Mounting mode

Ceiling mounted

Shape and measurements

Length: 11.84 in

Width: 19.59 in

Height: 2.13 in

Adjustability

Fixed

Electric

System power: 12 W

Protection

IP: 20