


Product data sheet

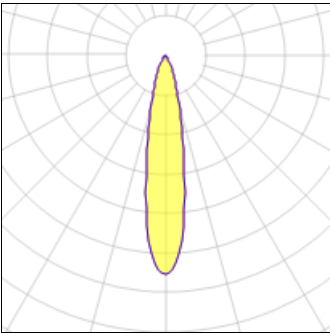
SHARP RECESSED TRIM 12X 36W 930 FLOOD BLACK EXT.DRV + SCREEN 4X BLACK
AF20004+AF95204
ARTEMIDE



IP
20

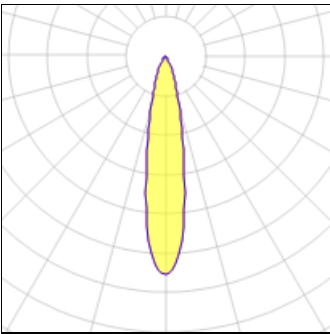
SHARP RECESSED TRIM 12X 36W 930 FLOOD BLACK EXT.DRV + SCREEN 4X BLACK

Light output 1 (integrated)



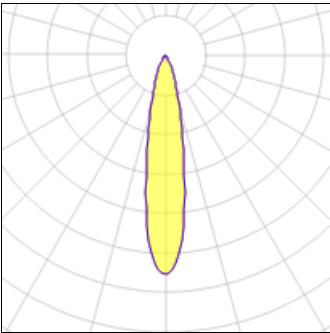
Lamp type	LED	CCT	3000 K
Nominal lamp power	2.75 W	CRI	90
Total flux	198 lm	LOR	100%
Luminous efficacy	72 lm/W	Total power	2.75 W

Light output 2 (integrated)



Lamp type	LED	CCT	3000 K
Nominal lamp power	2.75 W	CRI	90
Total flux	198 lm	LOR	100%
Luminous efficacy	72 lm/W	Total power	2.75 W

Light output 3 (integrated)



Lamp type	LED	CCT	3000 K
Nominal lamp power	2.75 W	CRI	90
Total flux	198 lm	LOR	100%
Luminous efficacy	72 lm/W	Total power	2.75 W

Lamp type	LED	CCT	3000 K
Nominal lamp power	2.75 W	CRI	90
Total flux	198 lm	LOR	100%
Luminous efficacy	72 lm/W	Total power	2.75 W

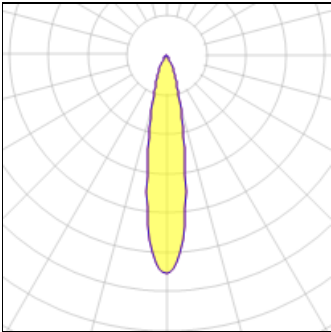
A polar plot with a grid of concentric circles and radial lines. A yellow, elongated, vertically oriented shape is centered on the vertical axis, representing a probability distribution. The shape is wider at the top and bottom and narrower in the middle, with a slight indentation at the top center.

Lamp type	LED	CCT	3000 K
Nominal lamp power	2.75 W	CRI	90
Total flux	198 lm	LOR	100%
Luminous efficacy	72 lm/W	Total power	2.75 W

Lamp type	LED	CCT	3000 K
Nominal lamp power	2.75 W	CRI	90
Total flux	198 lm	LOR	100%
Luminous efficacy	72 lm/W	Total power	2.75 W

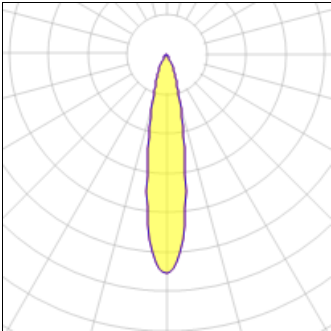
Lamp type	LED	CCT	3000 K
Nominal lamp power	2.75 W	CRI	90
Total flux	198 lm	LOR	100%
Luminous efficacy	72 lm/W	Total power	2.75 W

Light output 8 (integrated)



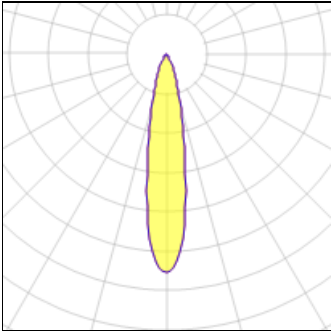
Lamp type	LED	CCT	3000 K
Nominal lamp power	2.75 W	CRI	90
Total flux	198 lm	LOR	100%
Luminous efficacy	72 lm/W	Total power	2.75 W

Light output 9 (integrated)



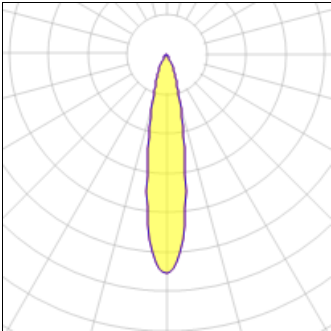
Lamp type	LED	CCT	3000 K
Nominal lamp power	2.75 W	CRI	90
Total flux	198 lm	LOR	100%
Luminous efficacy	72 lm/W	Total power	2.75 W

Light output 10 (integrated)



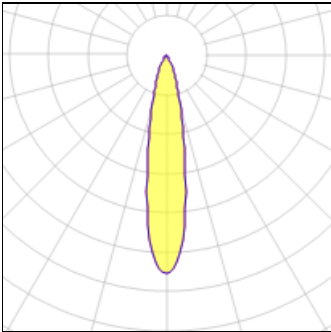
Lamp type	LED	CCT	3000 K
Nominal lamp power	2.75 W	CRI	90
Total flux	198 lm	LOR	100%
Luminous efficacy	72 lm/W	Total power	2.75 W

Light output 11 (integrated)



Lamp type	LED	CCT	3000 K
Nominal lamp power	2.75 W	CRI	90
Total flux	198 lm	LOR	100%
Luminous efficacy	72 lm/W	Total power	2.75 W

Light output 12 (integrated)



Lamp type	LED	CCT	3000 K
Nominal lamp power	2.75 W	CRI	90
Total flux	198 lm	LOR	100%
Luminous efficacy	72 lm/W	Total power	2.75 W

Mounting mode

Ceiling recessed

Shape and measurements

Length: 2.17 in
Width: 18.11 in
Height: 1.72 in

Adjustability

Fixed

Electric

System power: 33 W

Protection

IP: 20