


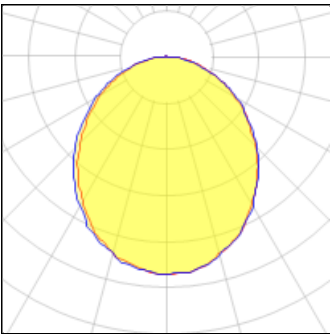
Product data sheet

GAVLE 5 PENDANT LUMINAIRES
GAV-90021-O-W40
LIGMAN



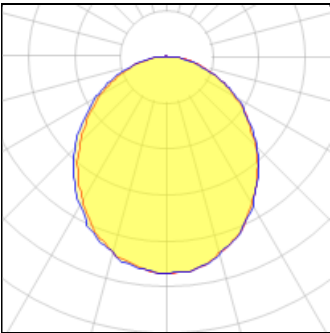
- Lamp LED - CRI Ra > 80 - MacAdam Ellipse 3 SDCM - Colour Temperature 3000K ,4000K - Diffuser for light output control O – Opal diffuser UGR <19 Trendy ring-shaped surface, recessed and pendant mounted ceiling luminaires with symmetrical up and down lighting for general or specialized lighting requirements. Lighting control system. · Wireless control employing the Bluetooth® 4.0 protocol controlled via Ligman’s mobile App or physical control via xPress switch · Daylight and occupancy sensor options Extruded aluminium bended profile with 316 grade stainless steel fasteners. Opal PMMA diffuser for glare control. Built-in driver. Passive thermal management. Surface ceiling mountings with the use of steel support and screws. Pendant mounting with the application of adjustable steel suspension (1m) complete with electrical wires in white. Applications: private residences, offices schools and universities, retail, showrooms, galleries, museums, conference halls, meeting rooms, banks, bars, restaurants, hotel and similar installations.

Light output 1 (integrated)



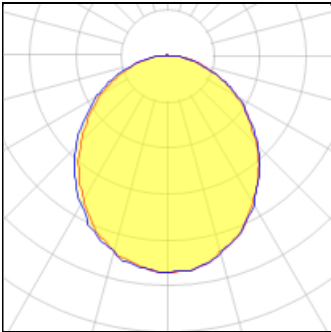
Lamp type	LED	CCT	4032 K
Nominal lamp power	9.1 W	CRI	80
Total flux	957 lm	LOR	100%
Luminous efficacy	105 lm/W	Total power	9.1 W

Light output 2 (integrated)



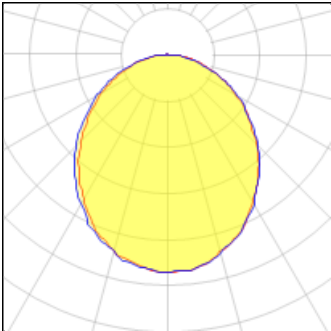
Lamp type	LED	CCT	4032 K
Nominal lamp power	9.1 W	CRI	80
Total flux	957 lm	LOR	100%
Luminous efficacy	105 lm/W	Total power	9.1 W

Light output 3 (integrated)



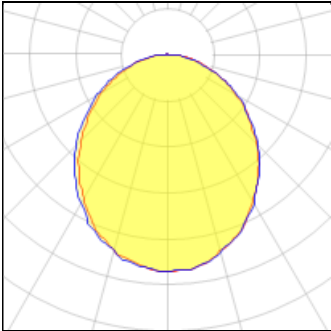
Lamp type	LED	CCT	4032 K
Nominal lamp power	9.1 W	CRI	80
Total flux	957 lm	LOR	100%
Luminous efficacy	105 lm/W	Total power	9.1 W

Light output 4 (integrated)



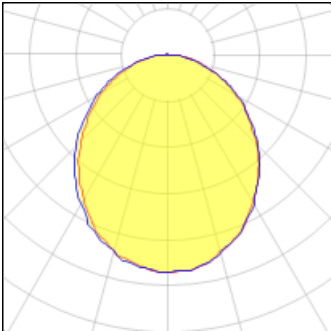
Lamp type	LED	CCT	4032 K
Nominal lamp power	9.1 W	CRI	80
Total flux	957 lm	LOR	100%
Luminous efficacy	105 lm/W	Total power	9.1 W

Light output 5 (integrated)



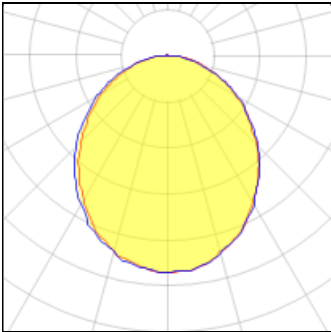
Lamp type	LED	CCT	4032 K
Nominal lamp power	9.1 W	CRI	80
Total flux	957 lm	LOR	100%
Luminous efficacy	105 lm/W	Total power	9.1 W

Light output 6 (integrated)



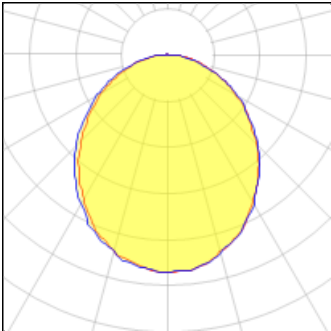
Lamp type	LED	CCT	4032 K
Nominal lamp power	9.1 W	CRI	80
Total flux	957 lm	LOR	100%
Luminous efficacy	105 lm/W	Total power	9.1 W

Light output 7 (integrated)



Lamp type	LED	CCT	4032 K
Nominal lamp power	9.1 W	CRI	80
Total flux	957 lm	LOR	100%
Luminous efficacy	105 lm/W	Total power	9.1 W

Light output 8 (integrated)



Lamp type	LED	CCT	4032 K
Nominal lamp power	9.1 W	CRI	80
Total flux	957 lm	LOR	100%
Luminous efficacy	105 lm/W	Total power	9.1 W

Mounting mode

Pendant

Shape and measurements

Height: 3.54 in
Diameter: 59.06 in
Weight: 12.2 kg

Adjustability

Free, Height adjustable

Design

Color of housing: Black, White, Silver gray

Glare protection

Glare protection: UGR < 19

Electric

System power: 72.8 W
Voltage: 230 V AC
Ballast: ECG
Controller: Dimmable 1..10V, DALI
Appliance Class: I

Integrated sensors

Integrated sensors: Daylight sensor, Motion sensor, Presence sensor

Protection

IP: 20
Surface temperature: 40°C
Designation labels: CE, UL