

Product data sheet

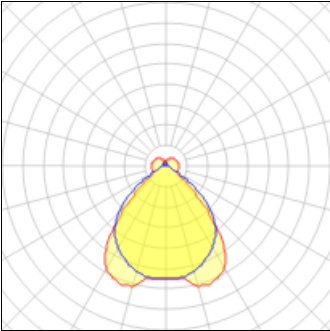
MESSINA T16 35/49/80W DARKLIGHT LOUVRE
44-1800S
MOLTO LUCE



IP
20

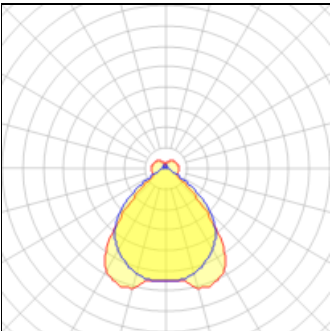
Messina, Wall-/Ceiling Luminaire made of extruded, anodized aluminum; end caps anodized aluminum; Side Cover of white satin acrylic; homogeneous, shadow-free light, Light emission by all sides; high quality Louvre made of coated composite material, glare reduction of 60 °, suitable for computer workstations; IP 20;

Light output 1



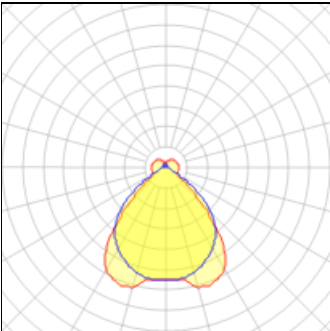
1 x Fluorescent lamp tubular T5

Nominal lamp power	80 W	Socket	G5
Lamp flux	6150 lm	LOR	75%
Luminous efficacy	52 lm/W	ULOR	11%
CCT	3000 K	Total flux	4619 lm
CRI	85	Total power	88 W



1 x Fluorescent lamp tubular T5

Nominal lamp power	49 W	Socket	G5
Lamp flux	4300 lm	LOR	75%
Luminous efficacy	61 lm/W	ULOR	11%
CCT	3000 K	Total flux	3229 lm
CRI	85	Total power	53 W



1 x Fluorescent lamp tubular T5

Nominal lamp power	35 W	Socket	G5
Lamp flux	3300 lm	LOR	75%
Luminous efficacy	65 lm/W	ULOR	11%
CCT	3000 K	Total flux	2478 lm
CRI	85	Total power	38 W

Mounting mode

Ceiling mounted

Electric

System power: 38-88 W

Shape and measurements

Length: 58.70 in

Width: 2.83 in

Height: 3.19 in

Adjustability

Fixed

Protection

IP: 20