

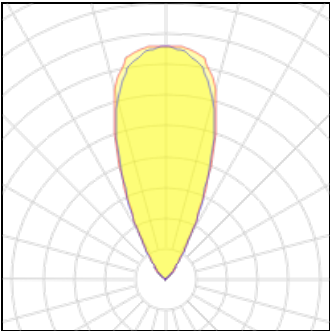
Product data sheet

MINI QUARK ROUND
9035-7-2-687-91
UNILAMP



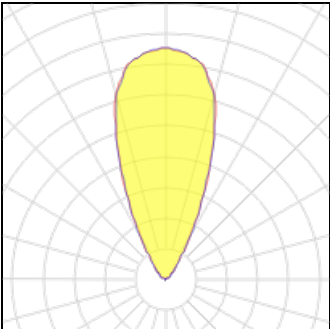
Description QUARK a family walk-over and drive-over inground uplighter with shallow housing for minimum recess depth and able to withstand loads up to 1,000kg. Designed to be used with high power LED in SMD and COB. The light distribution is available in asymmetric, bi-symmetric, narrow beam, medium beam, wide beam and elliptical beam. The color temperature is available in 2700K, 3000K and 4000K. QUARK can be installed with gel-filled IP rated connecting devices, which are available as an accessory. It can be used to illuminate plants, flagpoles, columns, walls, building facades and also architectural works and landmarks. QUARK has to be installed in the ground together with the ground-recessed housing which bears the load pressure. The neoprene cable is pre-wired from the factory with anti-condensation kit to ensure that the humidity could not be penetrated into the luminaire. It is available in 2 sizes with fixed light output and dimmable. spec • Designed, Manufactured and Tested according to IEC 60598-1, IEC 60598-2-1, IEC 60598-2-13 and VDE regulations. • Marine grade 316 stainless steel front cover. • LM6 die-cast aluminium body. • GFR polymer recess housing. • Stainless steel screws. • Nano Ceramic surface conversion. • Double layer coating. • Safety glass cover. • Post-cured silicone gasket. • High quality LED module and driver. • High efficiency reflector. • Molded Lens from renowned manufacturer. • M20 cable gland. • Pre-wired with outdoor cable. • Installation work has to be carried on according to the enclosed product manual. • For ground recess application, the water drainage system must be tested to ensure that it is working sufficiency and efficiency.

Light output 1



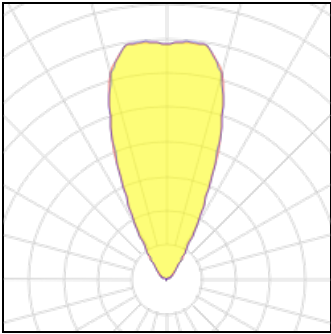
1 x LED			
Nominal lamp power	5.7 W	LOR	99%
Lamp flux	960 lm	ULOR	99%
Luminous efficacy	168 lm/W	Total flux	952 lm
CCT	6500 K	Total power	7.8 W
CRI	84		

Light output 2



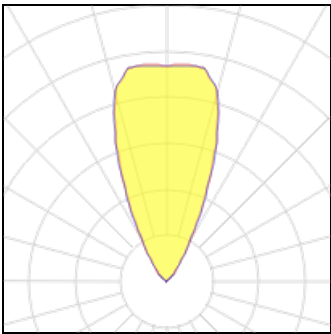
1 x LED			
Nominal lamp power	6 W	LOR	99%
Lamp flux	420 lm	ULOR	99%
Luminous efficacy	70 lm/W	Total flux	417 lm
CCT	0 K	Total power	7.9 W
CRI	-51		

Light output 3



1 x LED			
Nominal lamp power	5.5 W	LOR	99%
Lamp flux	680 lm	ULOR	99%
Luminous efficacy	124 lm/W	Total flux	675 lm
CCT	8000 K	Total power	7.73 W
CRI	-22		

Light output 4



1 x LED			
Nominal lamp power	4.5 W	LOR	99%
Lamp flux	200 lm	ULOR	99%
Luminous efficacy	44 lm/W	Total flux	199 lm
CCT	0 K	Total power	6.57 W
CRI	-28		

Mounting mode

Floor recessed

Shape and measurements

Length: 12.05 in

Width: 12.05 in

Height: 4.12 in

Adjustability

Fixed

Electric

System power: 30 W

Appliance Class: III

Protection

IP: 67

IK: 10