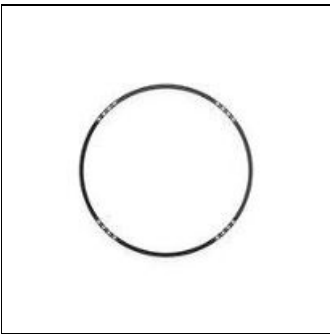


Product data sheet

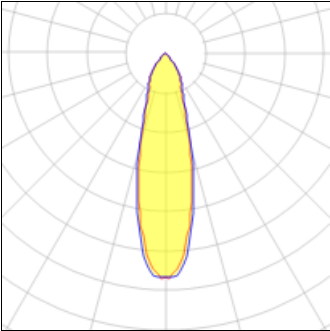
A.24 PLF SA360 1122 SHARP FL3000 BBZ
AQ64220
ARTEMIDE



IP
20

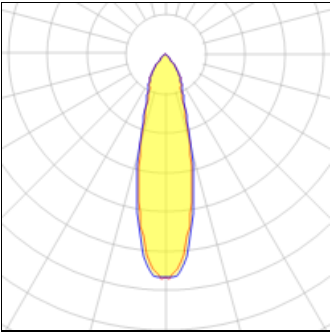
A.24 PLF SA360 1122 SHARP FL3000 BBZ

Light output 1 (integrated)



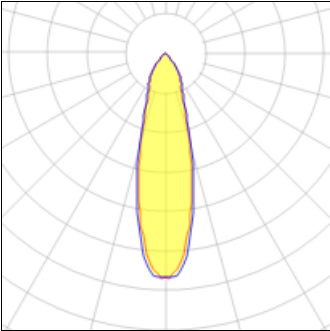
| | | | |
|--------------------|---------|-------------|--------|
| Lamp type | LED | CCT | 3000 K |
| Nominal lamp power | 2.62 W | CRI | 90 |
| Total flux | 204 lm | LOR | 100% |
| Luminous efficacy | 78 lm/W | Total power | 2.62 W |

Light output 2 (integrated)



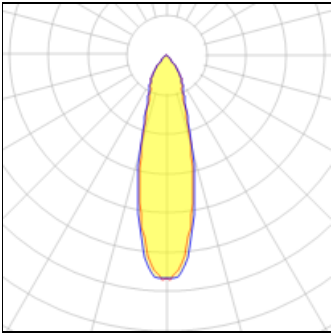
| | | | |
|--------------------|---------|-------------|--------|
| Lamp type | LED | CCT | 3000 K |
| Nominal lamp power | 2.62 W | CRI | 90 |
| Total flux | 204 lm | LOR | 100% |
| Luminous efficacy | 78 lm/W | Total power | 2.62 W |

Light output 3 (integrated)



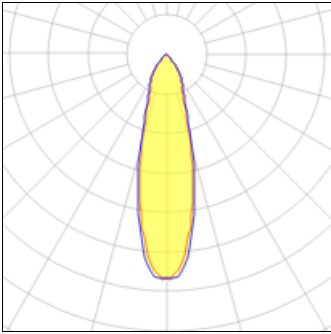
| | | | |
|--------------------|---------|-------------|--------|
| Lamp type | LED | CCT | 3000 K |
| Nominal lamp power | 2.62 W | CRI | 90 |
| Total flux | 204 lm | LOR | 100% |
| Luminous efficacy | 78 lm/W | Total power | 2.62 W |

Light output 4 (integrated)



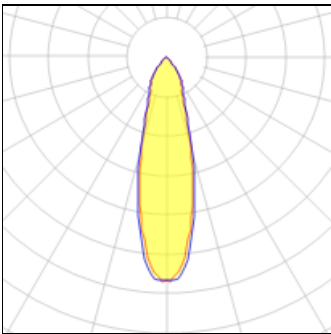
| | | | |
|--------------------|---------|-------------|--------|
| Lamp type | LED | CCT | 3000 K |
| Nominal lamp power | 2.62 W | CRI | 90 |
| Total flux | 204 lm | LOR | 100% |
| Luminous efficacy | 78 lm/W | Total power | 2.62 W |

Light output 5 (integrated)



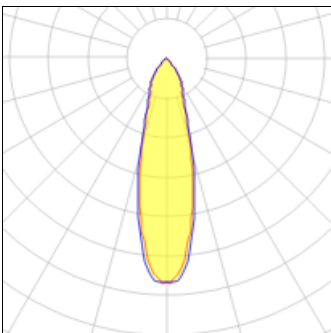
| | | | |
|--------------------|---------|-------------|--------|
| Lamp type | LED | CCT | 3000 K |
| Nominal lamp power | 2.62 W | CRI | 90 |
| Total flux | 204 lm | LOR | 100% |
| Luminous efficacy | 78 lm/W | Total power | 2.62 W |

Light output 6 (integrated)



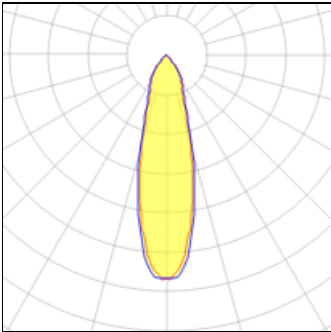
| | | | |
|--------------------|---------|-------------|--------|
| Lamp type | LED | CCT | 3000 K |
| Nominal lamp power | 2.62 W | CRI | 90 |
| Total flux | 204 lm | LOR | 100% |
| Luminous efficacy | 78 lm/W | Total power | 2.62 W |

Light output 7 (integrated)



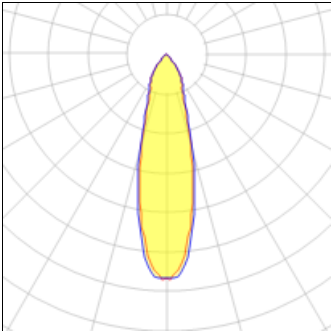
| | | | |
|--------------------|---------|-------------|--------|
| Lamp type | LED | CCT | 3000 K |
| Nominal lamp power | 2.62 W | CRI | 90 |
| Total flux | 204 lm | LOR | 100% |
| Luminous efficacy | 78 lm/W | Total power | 2.62 W |

Light output 8 (integrated)



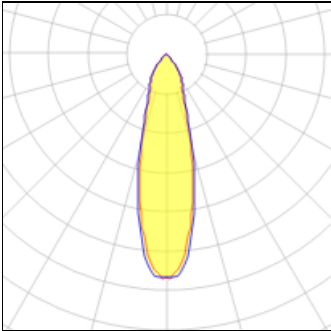
| | | | |
|--------------------|---------|-------------|--------|
| Lamp type | LED | CCT | 3000 K |
| Nominal lamp power | 2.62 W | CRI | 90 |
| Total flux | 204 lm | LOR | 100% |
| Luminous efficacy | 78 lm/W | Total power | 2.62 W |

Light output 9 (integrated)



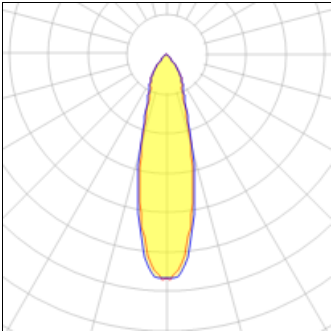
| | | | |
|--------------------|---------|-------------|--------|
| Lamp type | LED | CCT | 3000 K |
| Nominal lamp power | 2.62 W | CRI | 90 |
| Total flux | 204 lm | LOR | 100% |
| Luminous efficacy | 78 lm/W | Total power | 2.62 W |

Light output 10 (integrated)



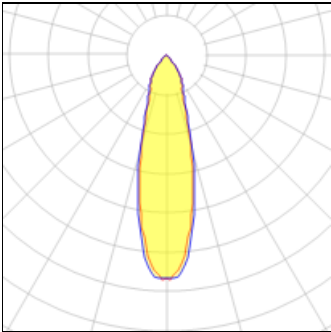
| | | | |
|--------------------|---------|-------------|--------|
| Lamp type | LED | CCT | 3000 K |
| Nominal lamp power | 2.62 W | CRI | 90 |
| Total flux | 204 lm | LOR | 100% |
| Luminous efficacy | 78 lm/W | Total power | 2.62 W |

Light output 11 (integrated)



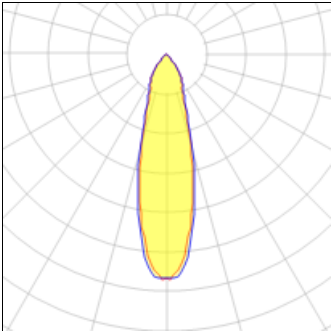
| | | | |
|--------------------|---------|-------------|--------|
| Lamp type | LED | CCT | 3000 K |
| Nominal lamp power | 2.62 W | CRI | 90 |
| Total flux | 204 lm | LOR | 100% |
| Luminous efficacy | 78 lm/W | Total power | 2.62 W |

Light output 12 (integrated)



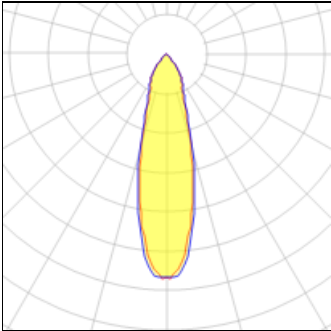
| | | | |
|--------------------|---------|-------------|--------|
| Lamp type | LED | CCT | 3000 K |
| Nominal lamp power | 2.62 W | CRI | 90 |
| Total flux | 204 lm | LOR | 100% |
| Luminous efficacy | 78 lm/W | Total power | 2.62 W |

Light output 13 (integrated)



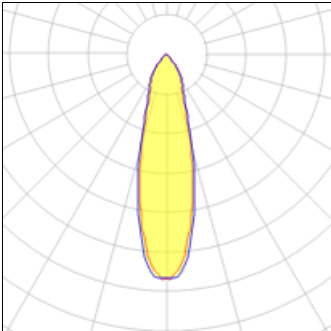
| | | | |
|--------------------|---------|-------------|--------|
| Lamp type | LED | CCT | 3000 K |
| Nominal lamp power | 2.62 W | CRI | 90 |
| Total flux | 204 lm | LOR | 100% |
| Luminous efficacy | 78 lm/W | Total power | 2.62 W |

Light output 14 (integrated)



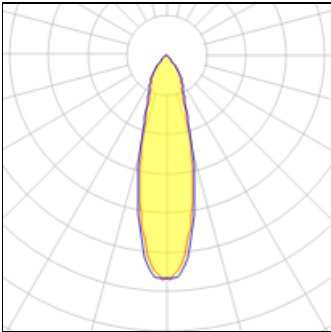
| | | | |
|--------------------|---------|-------------|--------|
| Lamp type | LED | CCT | 3000 K |
| Nominal lamp power | 2.62 W | CRI | 90 |
| Total flux | 204 lm | LOR | 100% |
| Luminous efficacy | 78 lm/W | Total power | 2.62 W |

Light output 15 (integrated)



| | | | |
|--------------------|---------|-------------|--------|
| Lamp type | LED | CCT | 3000 K |
| Nominal lamp power | 2.62 W | CRI | 90 |
| Total flux | 204 lm | LOR | 100% |
| Luminous efficacy | 78 lm/W | Total power | 2.62 W |

Light output 16 (integrated)



| | | | |
|--------------------|---------|-------------|--------|
| Lamp type | LED | CCT | 3000 K |
| Nominal lamp power | 2.62 W | CRI | 90 |
| Total flux | 204 lm | LOR | 100% |
| Luminous efficacy | 78 lm/W | Total power | 2.62 W |

Mounting mode

Ceiling mounted

Shape and measurements

Length: 45.24 in
Width: 45.24 in
Height: 2.13 in

Adjustability

Fixed

Electric

System power: 42 W

Protection

IP: 20