

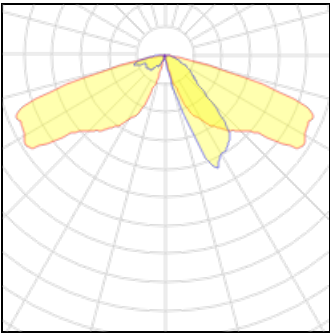
Product data sheet

WALL MOUNTED LUMINAIRE MADRID 600 4000K
10.15731.0VXXX + 10.45700.0V002
HESS

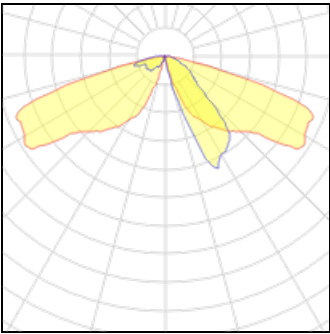


Round luminaire canopy made of aluminium, plain coloured. Support elements made of stainless steel. Cylindrical luminaire enclosure made of PMMA. Round luminaire body made of aluminium. 10.45700.0V002 MADRID 600 Wall bracket MADRID 600/600-2 Made of galvanised steel Overhanging 500 mm Colour: DB 703 or all RAL- (classic- single shades), Hess-DB and Hess-Glimmer-colours. RAL pearl-mica-metallic-shades on request.

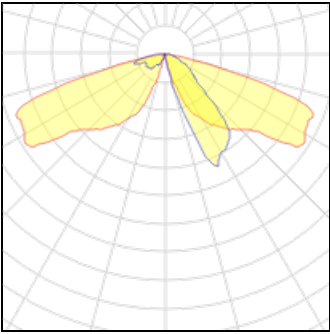
Light output 1



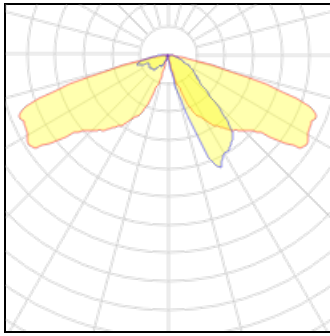
1 x LED			
Nominal lamp power	28 W	LOR	100%
Lamp flux	3173 lm	Total flux	3173 lm
Luminous efficacy	113 lm/W	Total power	28 W
CCT	4000 K		
CRI	80		



1 x LED			
Nominal lamp power	28 W	LOR	100%
Lamp flux	3161 lm	Total flux	3161 lm
Luminous efficacy	113 lm/W	Total power	28 W
CCT	4000 K		
CRI	80		



1 x LED			
Nominal lamp power	28 W	LOR	100%
Lamp flux	3545 lm	Total flux	3545 lm
Luminous efficacy	127 lm/W	Total power	28 W
CCT	4000 K		
CRI	80		

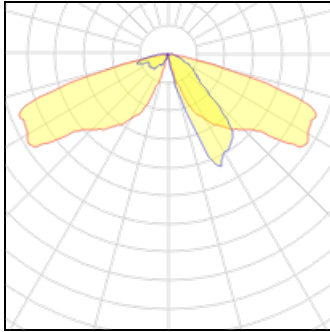
**1 x LED**

Nominal lamp power
Lamp flux
Luminous efficacy
CCT
CRI

28 W
3167 lm
113 lm/W
4000 K
80

LOR
Total flux
Total power

100%
3167 lm
28 W

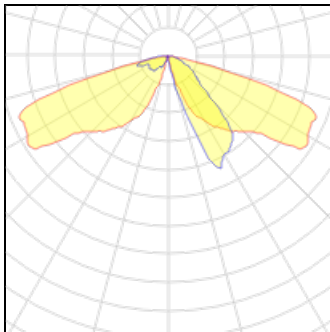
**1 x LED**

Nominal lamp power
Lamp flux
Luminous efficacy
CCT
CRI

20 W
2387 lm
119 lm/W
4000 K
80

LOR
Total flux
Total power

100%
2387 lm
20 W

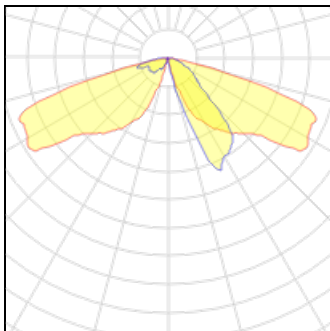
**1 x LED**

Nominal lamp power
Lamp flux
Luminous efficacy
CCT
CRI

20 W
2383 lm
119 lm/W
4000 K
80

LOR
Total flux
Total power

100%
2383 lm
20 W

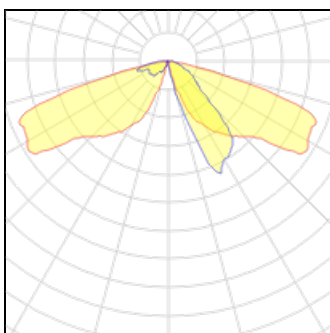
**1 x LED**

Nominal lamp power
Lamp flux
Luminous efficacy
CCT
CRI

20 W
2543 lm
127 lm/W
4000 K
80

LOR
Total flux
Total power

100%
2543 lm
20 W

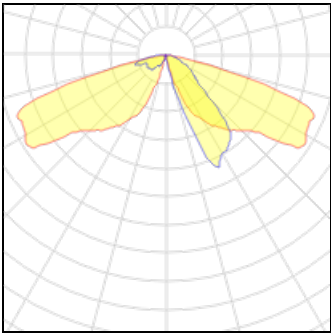
**1 x LED**

Nominal lamp power
Lamp flux
Luminous efficacy
CCT
CRI

20 W
2386 lm
119 lm/W
4000 K
80

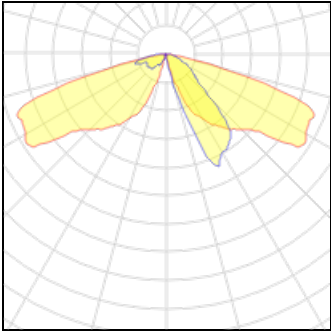
LOR
Total flux
Total power

100%
2386 lm
20 W



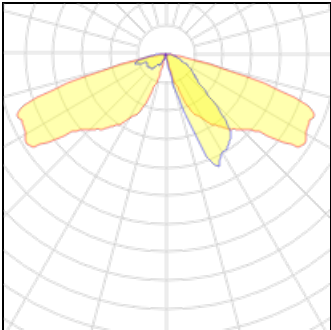
1 x LED

Nominal lamp power	15 W	LOR	100%
Lamp flux	1671 lm	Total flux	1671 lm
Luminous efficacy	111 lm/W	Total power	15 W
CCT	4000 K		
CRI	80		



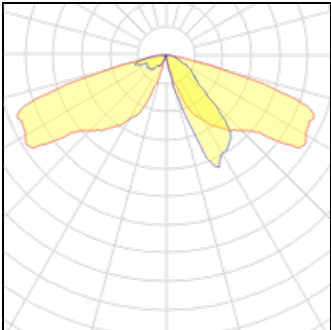
1 x LED

Nominal lamp power	15 W	LOR	100%
Lamp flux	1668 lm	Total flux	1668 lm
Luminous efficacy	111 lm/W	Total power	15 W
CCT	4000 K		
CRI	80		



1 x LED

Nominal lamp power	15 W	LOR	100%
Lamp flux	1913 lm	Total flux	1913 lm
Luminous efficacy	128 lm/W	Total power	15 W
CCT	4000 K		
CRI	80		



1 x LED

Nominal lamp power	15 W	LOR	100%
Lamp flux	1670 lm	Total flux	1670 lm
Luminous efficacy	111 lm/W	Total power	15 W
CCT	4000 K		
CRI	80		

Mounting mode

Wall mounted, Ceiling recessed, Ceiling mounted

Shape and measurements

Length: 31.50 in
Width: 23.62 in
Height: 32.64 in

Adjustability

Fixed

Electric

System power: 15-28 W

Protection

IP: 54