

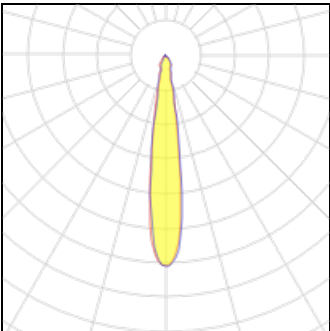
Product data sheet

WINK 115 LED GE 2700K SPOT BLACK STRUC
13070032
MODULAR

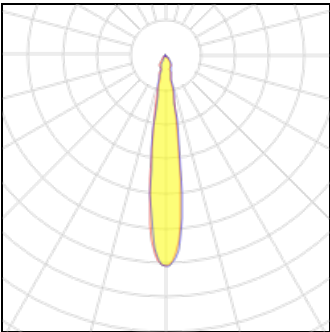


The new Modular recessed spot Not only Wink's technical ingenuity may best be called remarkable, but also its sense of humor. As its name recalls, Wink is a recessed spotlight that likes to wink at you. The straightforward approach, in combination with refined lines and detailed workmanship, results in a fixture that is half hidden in the ceiling and half peeking out. It has all the features to become a new Modular icon. Wink is perfect for any residential or hospitality project, thanks to its symmetric or asymmetric lighting experience. Its identical design allows you to combine both versions, in order to create different lighting effects in the same room.

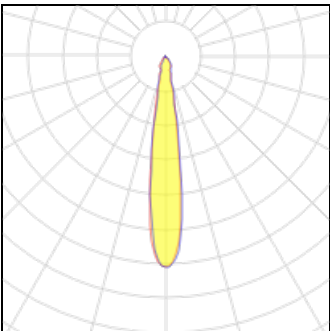
Light output 1



| | | | |
|--------------------|---------|-------------|--------|
| 1 x LED | | | |
| Nominal lamp power | 11 W | LOR | 80% |
| Lamp flux | 1053 lm | Total flux | 838 lm |
| Luminous efficacy | 59 lm/W | Total power | 14.2 W |
| CCT | 2700 K | | |
| CRI | 90 | | |



| | | | |
|--------------------|---------|-------------|---------|
| 1 x LED | | | |
| Nominal lamp power | 23.4 W | LOR | 80% |
| Lamp flux | 1922 lm | Total flux | 1529 lm |
| Luminous efficacy | 57 lm/W | Total power | 26.7 W |
| CCT | 2700 K | | |
| CRI | 90 | | |



| | | | |
|--------------------|---------|-------------|---------|
| 1 x LED | | | |
| Nominal lamp power | 16.2 W | LOR | 80% |
| Lamp flux | 1445 lm | Total flux | 1149 lm |
| Luminous efficacy | 59 lm/W | Total power | 19.5 W |
| CCT | 2700 K | | |
| CRI | 90 | | |

Mounting mode

Ceiling recessed

Shape and measurements

Length: 4.53 in

Width: 4.53 in

Height: 3.94 in

Weight: 0.87 kg

Adjustability

Fixed

Electric

System power: 14.2-26.7 W

Appliance Class: III

Protection

IP: 54