

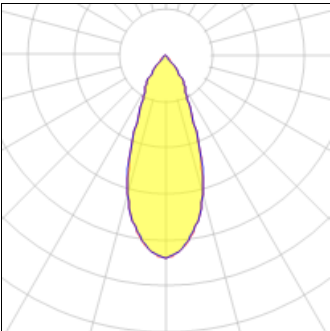
Product data sheet

SMART KUP 160 IP55 LED GE 3000K FLOOD BLACK STRUC
13024732
MODULAR

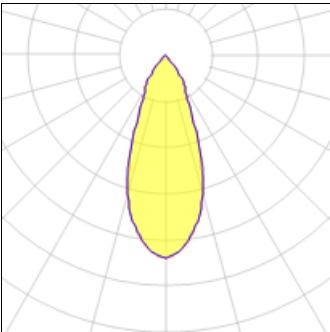


Subtle lighting Smart kup is one of the 3 forms of the Smart family. The cone of the Smart kup ends in a fine trim. A trim particular Modular. The same subtle trim is used in several other Modular luminaires. The Smart family's styling is based on our most popular designs. Concretely this means that the luminaires consist of a light source (LED or halogen) which can be combined with one of three trims to suit your needs. The new spotlights can be combined with Smart mask, Smart surface box or surface tubed to form the perfect solution for any interior. Choose a white, black or gold finishing. Also available in different sizes, fix and adjustable, IP version, ...

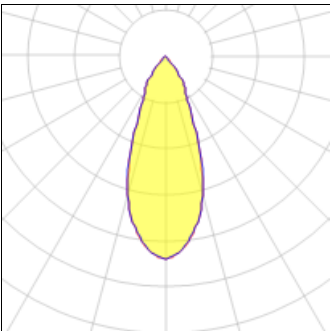
Light output 1



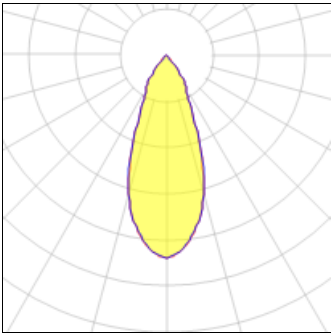
1 x LED			
Nominal lamp power	36.3 W	LOR	89%
Lamp flux	4095 lm	Total flux	3657 lm
Luminous efficacy	101 lm/W	Total power	36.3 W
CCT	3000 K		
CRI	90		



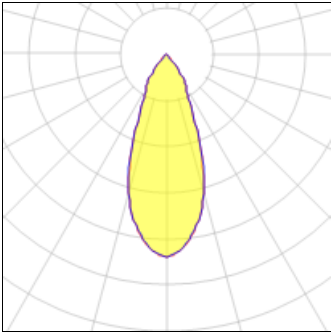
1 x LED			
Nominal lamp power	49.7 W	LOR	89%
Lamp flux	5296 lm	Total flux	4729 lm
Luminous efficacy	95 lm/W	Total power	49.7 W
CCT	3000 K		
CRI	90		



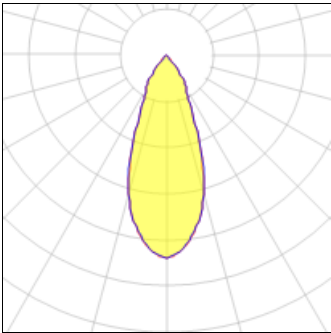
1 x LED			
Nominal lamp power	16 W	LOR	89%
Lamp flux	2095 lm	Total flux	1871 lm
Luminous efficacy	117 lm/W	Total power	16 W
CCT	3000 K		
CRI	90		



1 x LED			
Nominal lamp power	23.5 W	LOR	89%
Lamp flux	2853 lm	Total flux	2548 lm
Luminous efficacy	108 lm/W	Total power	23.5 W
CCT	3000 K		
CRI	90		



1 x LED			
Nominal lamp power	30.8 W	LOR	89%
Lamp flux	3541 lm	Total flux	3162 lm
Luminous efficacy	103 lm/W	Total power	30.8 W
CCT	3000 K		
CRI	90		



1 x LED			
Nominal lamp power	42 W	LOR	89%
Lamp flux	4600 lm	Total flux	4108 lm
Luminous efficacy	98 lm/W	Total power	42 W
CCT	3000 K		
CRI	90		

Mounting mode

Ceiling recessed

Shape and measurements

Length: 6.30 in

Width: 6.30 in

Height: 5.08 in

Weight: 0.91 kg

Adjustability

Fixed

Electric

System power: 16-49.7 W

Appliance Class: II

Protection

IP: 55