

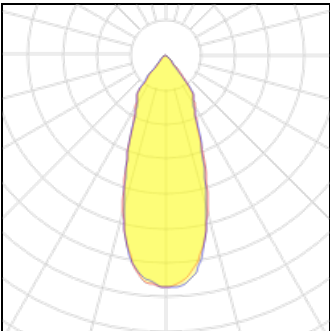
# Product data sheet

SMART KUP 115 IP54 LED GE 2700K FLOOD WHITE STRUC  
12762309  
MODULAR

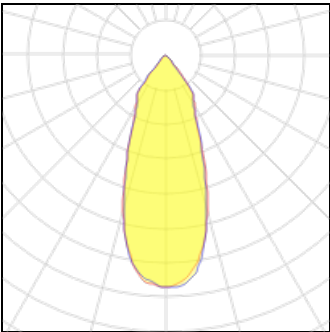


Smart lighting family Smart Cake, Smart Lotis and Smart Kup form a new generation of spotlights which combine technical ingenuity with timeless design. This family's styling is based on our most popular designs. In concrete terms, the fittings consist of a module which can be combined with one of three trims to suit your requirements. The new spotlights can be combined with Smart Mask or Smart surface box to form the perfect solution for any interior. What you get is a LED module with a different finish. The design of the Smart Kup looks like a flaring cylinder.

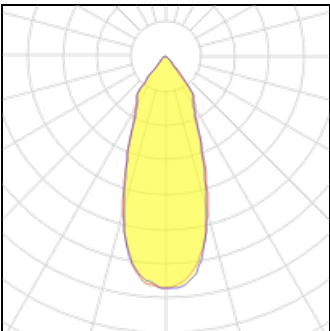
## Light output 1



|                    |         |             |         |
|--------------------|---------|-------------|---------|
| 1 x LED            |         |             |         |
| Nominal lamp power | 23.6 W  | LOR         | 96%     |
| Lamp flux          | 1943 lm | Total flux  | 1872 lm |
| Luminous efficacy  | 79 lm/W | Total power | 23.6 W  |
| CCT                | 2700 K  |             |         |
| CRI                | 90      |             |         |



|                    |         |             |         |
|--------------------|---------|-------------|---------|
| 1 x LED            |         |             |         |
| Nominal lamp power | 11 W    | LOR         | 96%     |
| Lamp flux          | 1065 lm | Total flux  | 1026 lm |
| Luminous efficacy  | 93 lm/W | Total power | 11 W    |
| CCT                | 2700 K  |             |         |
| CRI                | 90      |             |         |



|                    |         |             |         |
|--------------------|---------|-------------|---------|
| 1 x LED            |         |             |         |
| Nominal lamp power | 16.25 W | LOR         | 96%     |
| Lamp flux          | 1461 lm | Total flux  | 1408 lm |
| Luminous efficacy  | 87 lm/W | Total power | 16.25 W |
| CCT                | 2700 K  |             |         |
| CRI                | 90      |             |         |

## Mounting mode

Ceiling recessed

### Shape and measurements

Height: 0.39 in

Diameter: 4.53 in

### Adjustability

Fixed

### Electric

System power: 11-23.6 W

Appliance Class: II

### Protection

IP: 54