

Product data sheet

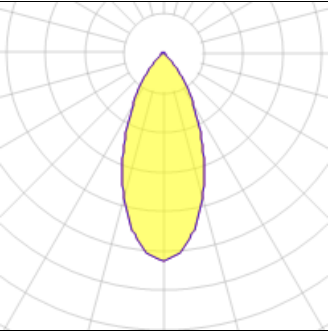
COMPASS
03.3512/CDM-TC//70W/35W/20W/45°
FLOS



IP
44

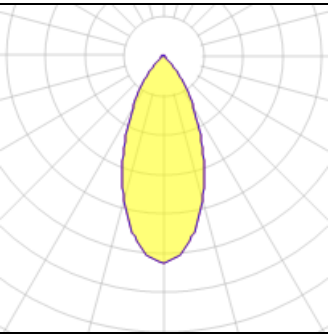
Luminaire for halogen and high-pressure discharge lamps. Recessed body in black-painted metal. Die-cast aluminium alloy, powder-coated closing ring. Die-cast aluminium lamp support with heat dissipating element. Black thermoplastic anti-glare ring, 4 mm tempered glass cover. Stainless steel fixing brackets

Light output 1



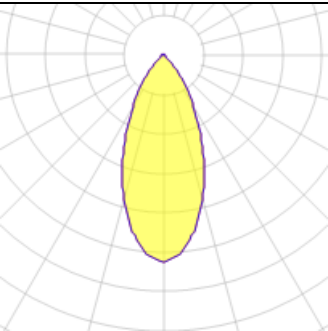
1 x Metal halide lamp

Nominal lamp power	20 W	Socket	G8D.5
Lamp flux	1700 lm	LOR	69%
Luminous efficacy	59 lm/W	Total flux	1180 lm
CCT	3000 K	Total power	20 W
CRI	83		



1 x Metal halide lamp

Nominal lamp power	35 W	Socket	G8D.5
Lamp flux	3300 lm	LOR	69%
Luminous efficacy	65 lm/W	Total flux	2291 lm
CCT	3000 K	Total power	35 W
CRI	84		



1 x Metal halide lamp

Nominal lamp power	70 W	Socket	G8D.5
Lamp flux	6600 lm	LOR	69%
Luminous efficacy	65 lm/W	Total flux	4582 lm
CCT	3000 K	Total power	70 W
CRI	83		

Mounting mode

Ceiling recessed

Electric

System power: 20-70 W

Shape and measurements

Height: 5.55 in

Diameter: 5.31 in

Adjustability

Fixed

Protection

IP: 44