

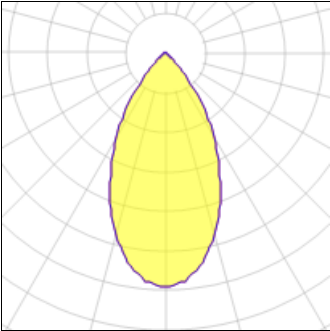
Product data sheet

COMPASS
03.3501/QT-12/50W/35W/20W/53°
FLOS



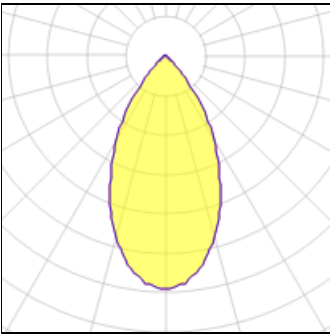
Luminaire for halogen and high-pressure discharge lamps. Recessed body in black-painted metal. Die-cast aluminium alloy, powder-coated closing ring. Die-cast aluminium lamp support with heat dissipating element. Black thermoplastic anti-glare ring, 4 mm tempered glass cover. Stainless steel fixing brackets

Light output 1



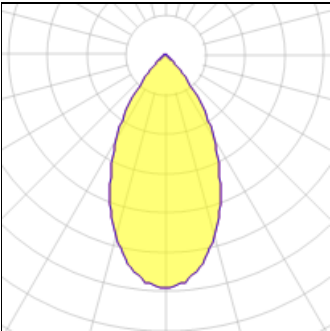
1 x Halogen low voltage lamp without reflector

Nominal lamp power	20 W	Socket	E27
Lamp flux	300 lm	LOR	72%
Luminous efficacy	11 lm/W	Total flux	216 lm
CCT	2756 K	Total power	20 W
CRI	99		



1 x Halogen low voltage lamp without reflector

Nominal lamp power	35 W	Socket	Gy6.35
Lamp flux	600 lm	LOR	72%
Luminous efficacy	12 lm/W	Total flux	431 lm
CCT	3000 K	Total power	35 W
CRI	99		



1 x Halogen low voltage lamp without reflector

Nominal lamp power	50 W	Socket	Gy6.35
Lamp flux	910 lm	LOR	72%
Luminous efficacy	13 lm/W	Total flux	654 lm
CCT	3000 K	Total power	50 W
CRI	99		

Mounting mode

Ceiling recessed

Electric

System power: 20-50 W
Appliance Class: III

Shape and measurements

Height: 4.21 in

Diameter: 4.33 in

Adjustability

Fixed

Protection

IP: 44